

JS40 SORTER (C592)

PARTS CATALOG

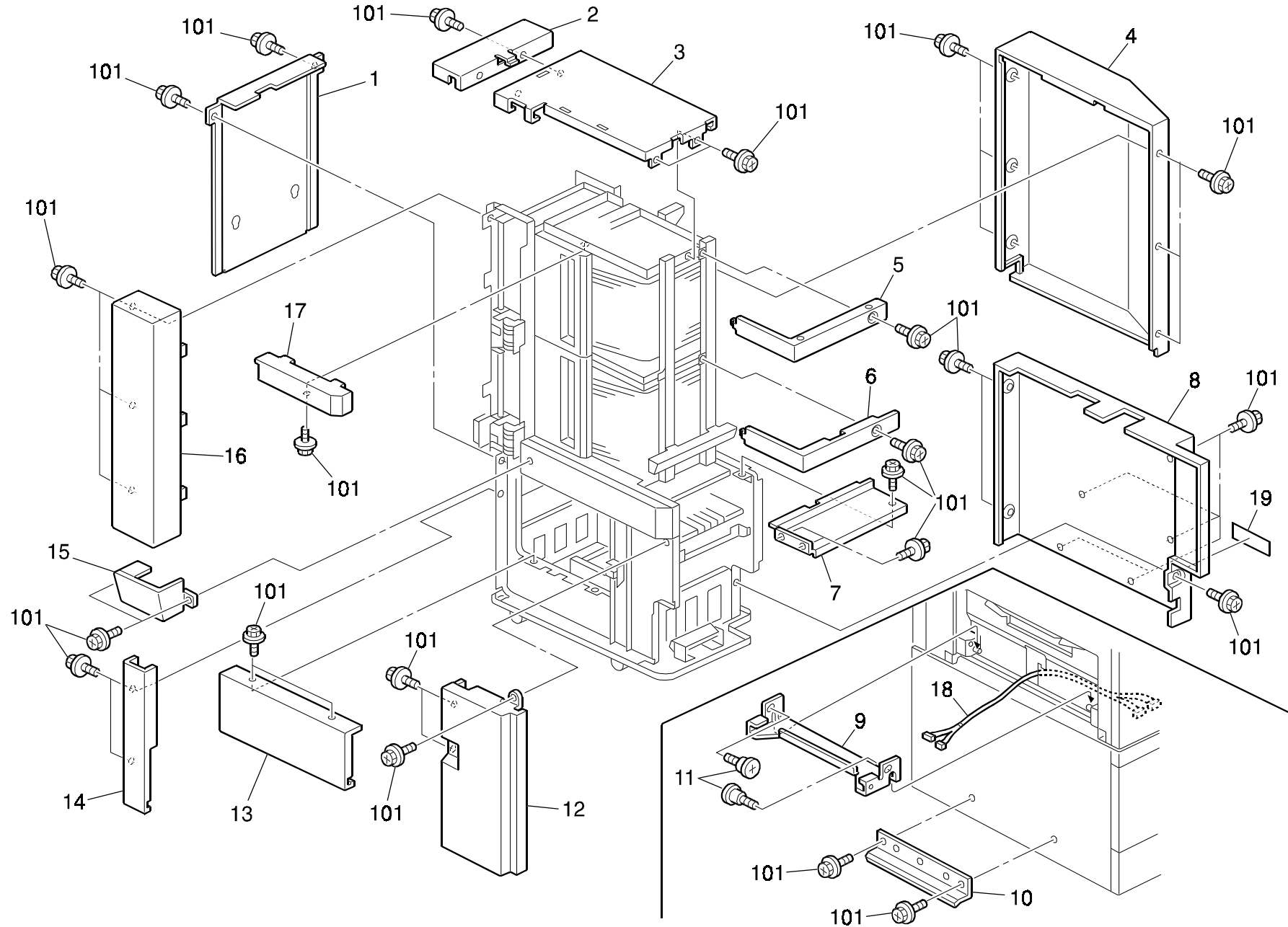
INTRODUCTION

This chapter instructs you the numbers and names of parts on this machine.

INDEX to PARTS CATALOG

1.EXTERIOR 1 (C592)	2
2.EXTERIOR 2 (C592)	4
3.RELAY TRANSPORT SECTION (C592).....	6
4.HORIZONTAL TRANSPORT SECTION (C592)	8
5.VERTICAL TRANSPORT SECTION (C592).....	10
6.TURN GATE (C592).....	12
7.BIN DRIVE SECTION 1 (C592).....	14
8.BIN DRIVE SECTION 2 (C592).....	16
9.ELECTRICAL/FRAME SECTION 1 (C592).....	18
10.ELECTRICAL/FRAME SECTION 2 (C592).....	20
11.ELECTRICAL/FRAME SECTION 3 (C592).....	22
12.JOGGER SECTION 1 (C592)	24
13.JOGGER SECTION 2 (C592)	26
14.LOWER FRAME SECTION (C592).....	28
15.DECAL AND DOCUMENT (C592)	30
16.ACCESSORIES AND SPECIAL TOOLS (C592)	32
PARTS INDEX	35

1.EXTERIOR 1 (C592)

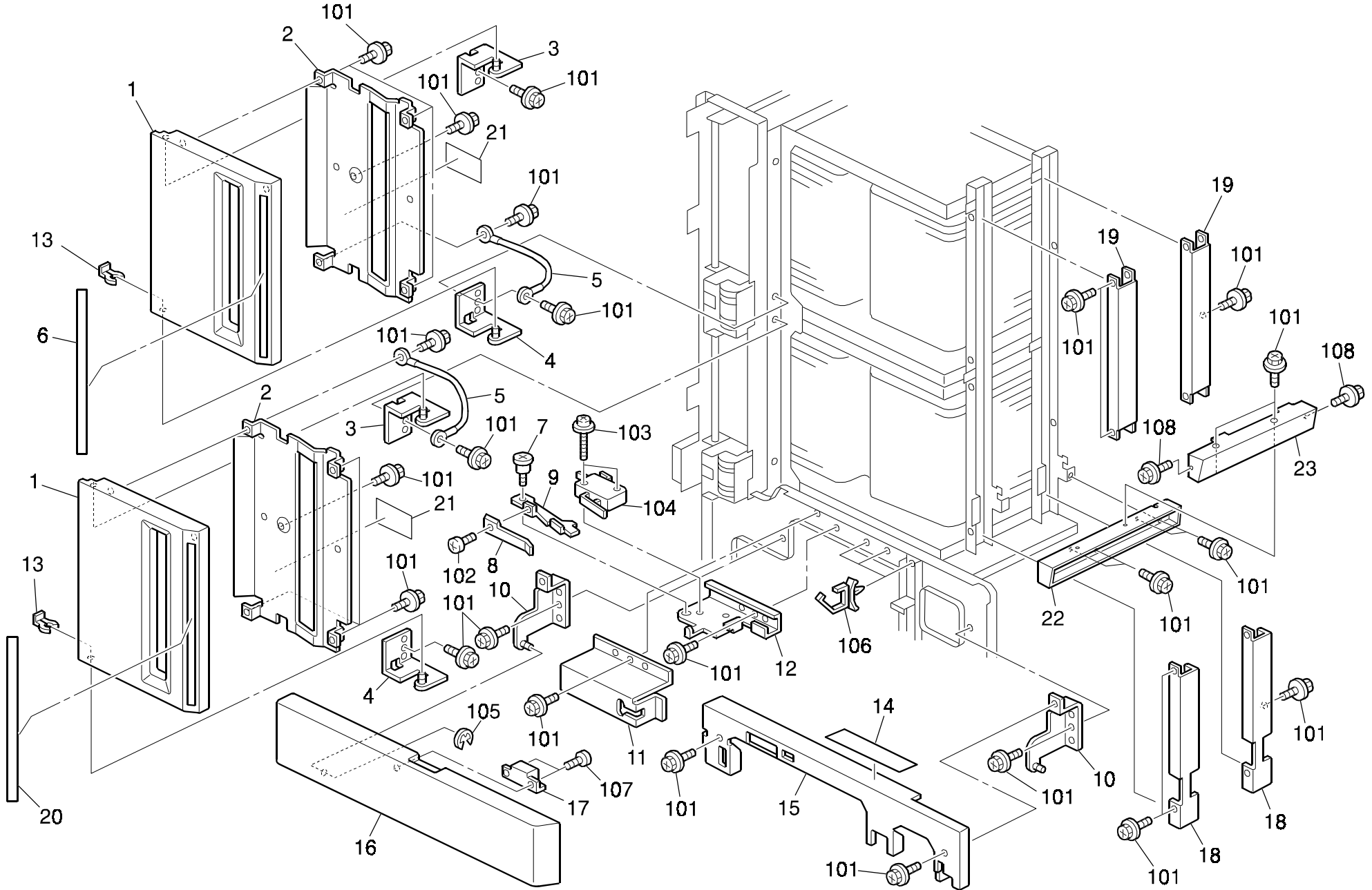


1.EXTERIOR 1 (C592)

Index No.	Part No.	Description	Q'ty Per Assembly
1	C592 1114	Left Exit Cover	1
2	C592 1217	Upper Left Cover	1
3	C592 1214	Upper Cover	1
4	C592 1213	Rear Cover	1
5	C592 1215	Upper Right Cover	1
6	C592 1212	Right Side Cover	2
7	C592 1117	Upper Exit Cover	1
8	C592 1119	Rear Exit Cover	1
9	C592 2127	Upper Joint Bracket	1
10	C592 2126	Lower Joint Bracket	1
11	C219 3950	Stepped Screw	8
12	C592 1103	Right Front Cover	1
13	C592 1105	Front Middle Cover	1
14	C592 1102	Left Front Cover - Lower Bin Unit	1
15	C592 1101	Left Front Cover - Upper Bin Unit	1
16	C592 1201	Front Left Cover	1
17	C592 1216	Upper Front Cover	1
18	C592 5219	Relay Harness - SORTER	1
19	C592 1152	Power Supply Cord Decal	1

Index No.	Part No.	Description	Q'ty Per Assembly
101	0451 4008H	Tapping Screw - 4x8	

2.EXTERIOR 2 (C592)

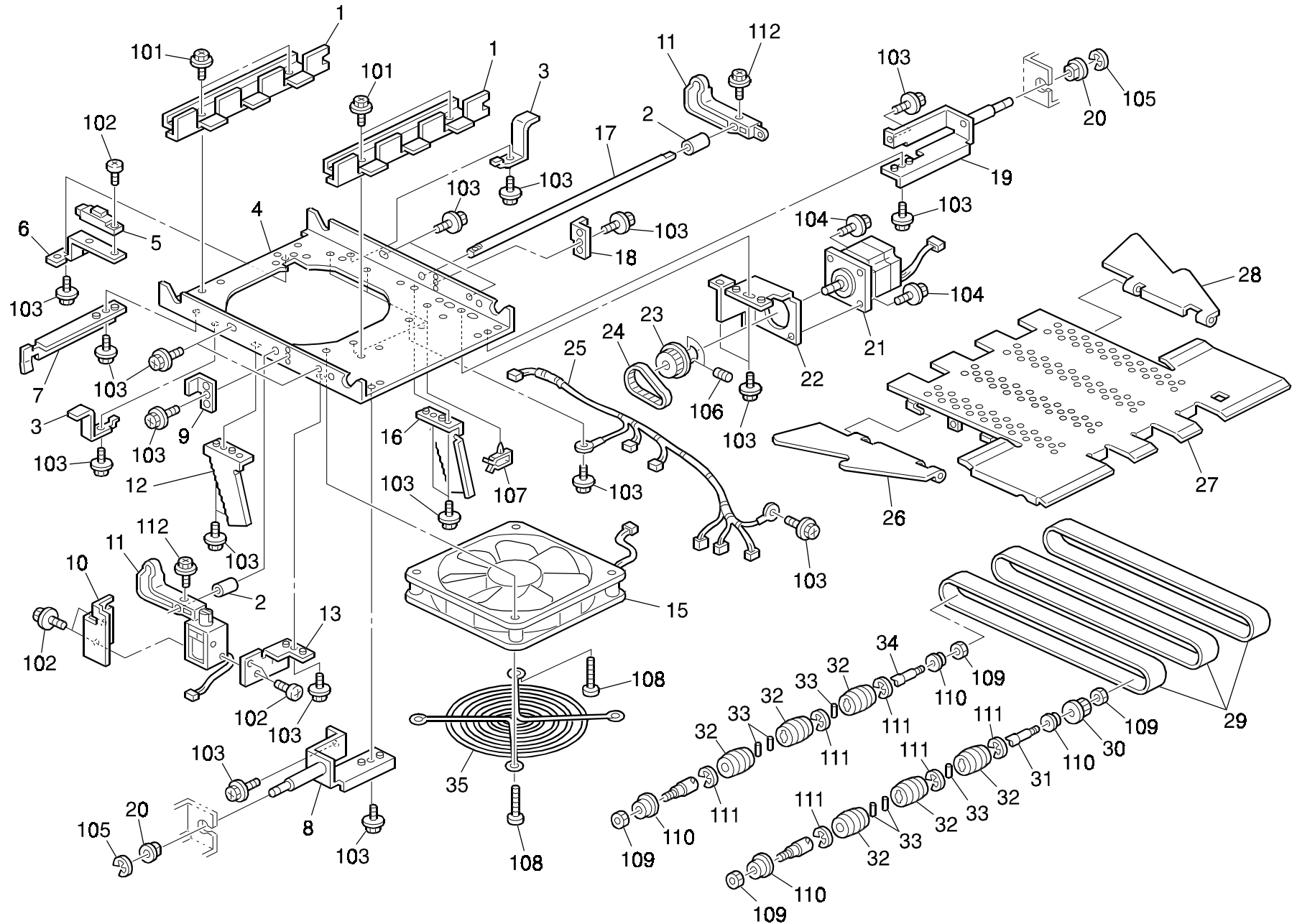


2.EXTERIOR 2 (C592)

Index No.	Part No.	Description	Q'ty Per Assembly
1	C592 1205	Bin Door Cover	4
2	C592 1206	Bin Door Plate	4
3	C592 1207	Upper Door Hinge	2
4	C592 1218	Lower Door Hinge	2
5	C592 5205	Grounding Wire	2
6	C592 1251	Decal - Upper Bin Unit	1
7	C218 2185	Stepper Screw	8
8	C218 2173	Support Plate - Safety Switch - LT	8
9	C224 2172	Safety Switch Lever	8
10	C592 1108	Front Upper Cover Bracket	2
11	C592 1106	Inner Cover	1
12	C592 5602	Safety Switch Bracket	1
13	5206 2686	Snap Ring	6
14	C592 1151	Decal - Jam Removal	1
15	C592 1107	Front Upper Cover	1
16	C592 1112	Transport Door Cover	1
17	AG07 0004	Magnetic Catch	27
18	C592 1211	Right Lower Cover	2
19	C592 1210	Right Upper Cover	2
20	C592 1252	Decal - Lower Bin Unit	1
21	C592 1253	Bin Operation Decal	1
22	C592 1490	Grip Stay	1
23	C592 1491	Grip Stay Cover	1

Index No.	Part No.	Description	Q'ty Per Assembly
101	0451 4008B	Philips Tapping Screw - M4x8	
102	0353 0050Z	Philips Truss Head Screw - M3x5	
103	0951 3014Z	Philips Screw W/H Flat Waser - M3x14	
104	1204 2497	Micro Switch	
105	0720 0030E	Retaining Ring - M3	
106	1105 0291	Harness Clamp - LWS-3S	
107	0452 3008B	Tapping Screw - M3x8	
108	0451 4008H	Tapping Screw - 4x8	

3.RELAY TRANSPORT SECTION (C592)

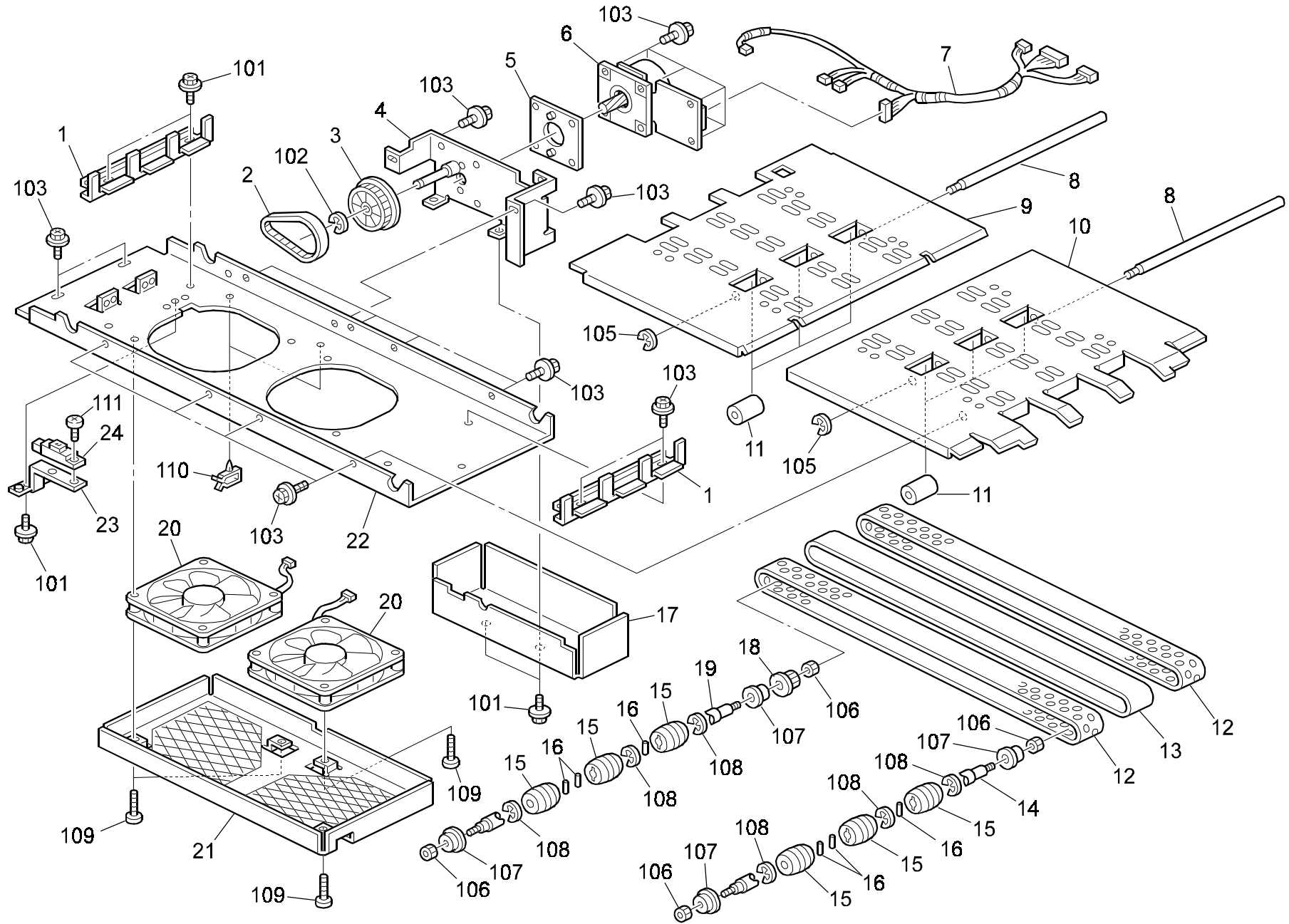


3.RELAY TRANSPORT SECTION (C592)

Index No.	Part No.	Description	Q'ty Per Assembly
1	C592 2211	Support Stay	2
2	C592 2223	Collar	1
3	C592 2225	Spring Plate	1
4	C592 2210	Frame	1
5	C229 5807	Photosensor - Gp2a25	12
6	C592 2214	Exit Sensor Bracket	4
7	C592 2256	Gate Pawl Actuator	1
8	C592 2253	Bracket - Front Right Shaft	1
9	C592 2212	Front Holder	1
10	C592 2220	Solenoid Holder	1
11	C592 2221	Adjusting Platearm	1
12	C592 2258	Front Rack	1
13	C592 2224	Solenoid Stopper	1
14	C592 5866	Keep Solenoid - Tds-k10sl12w	2
15	C219 8204	Vacuum Fan Motor - DC24V 0.3A	1
16	C592 2257	Rear Rack	1
17	C592 2222	Arm Shaft -adjusting Plate	1
18	C592 2213	Rear Holder	1
19	C592 2250	Bracket - Lower Right Shaft	1
20	5053 0223	Bushing - 8mm	20
21	C592 5868	Belt Drive Motor	1
22	C592 2235	Right Motor Holder	1
23	C592 2230	Timing Pulley - 40Z	1
24	C592 2233	Timing Belt - 2M190	1
25	C592 5222	Transport Relay Harness	1
26	C229 3900	Front Vacuum Plate	1
27	C592 2215	Paper Transport Guide	1
28	C229 3901	Rear Vacuum Plate	1
29	C592 2242	Transport Belt	3
30	C592 2231	Timing Pulley - 20Z	1
31	C592 2240	Transport Shaft	1
32	C592 2244	Transport Belt Drive Roller	6
33	C592 2245	Roller Shaft	6
34	C592 2241	Transport Belt Driven Shaft	1
35	C592 2218	Fan Motor Guard	1

Index No.	Part No.	Description	Q'ty Per Assembly
101	0451 3006B	Tapping Screw - M3x6	
102	0353 0050Z	Philips Truss Head Screw - M3x5	
103	0451 4008B	Philips Tapping Screw - M4x8	
104	0354 0100B	Screw - M4X10	
105	0720 0060E	Retaining Ring - M6	
106	0574 0050E	Hexagon Headless Set Screw - M4x5	
107	1105 0267	Harness Clamp - YMC-10-0	
108	0314 0300B	Philips Pan Head Screw - M4x30	
109	0710 0040Z	Hex Nut 4	
110	0805 3145	Ball Bearing - 6x12x4mm	
111	0720 0080E	Retaining Ring - M8	
112	0951 3006Z	Philips Screw With Flat Washer - M3	

4.HORIZONTAL TRANSPORT SECTION (C592)

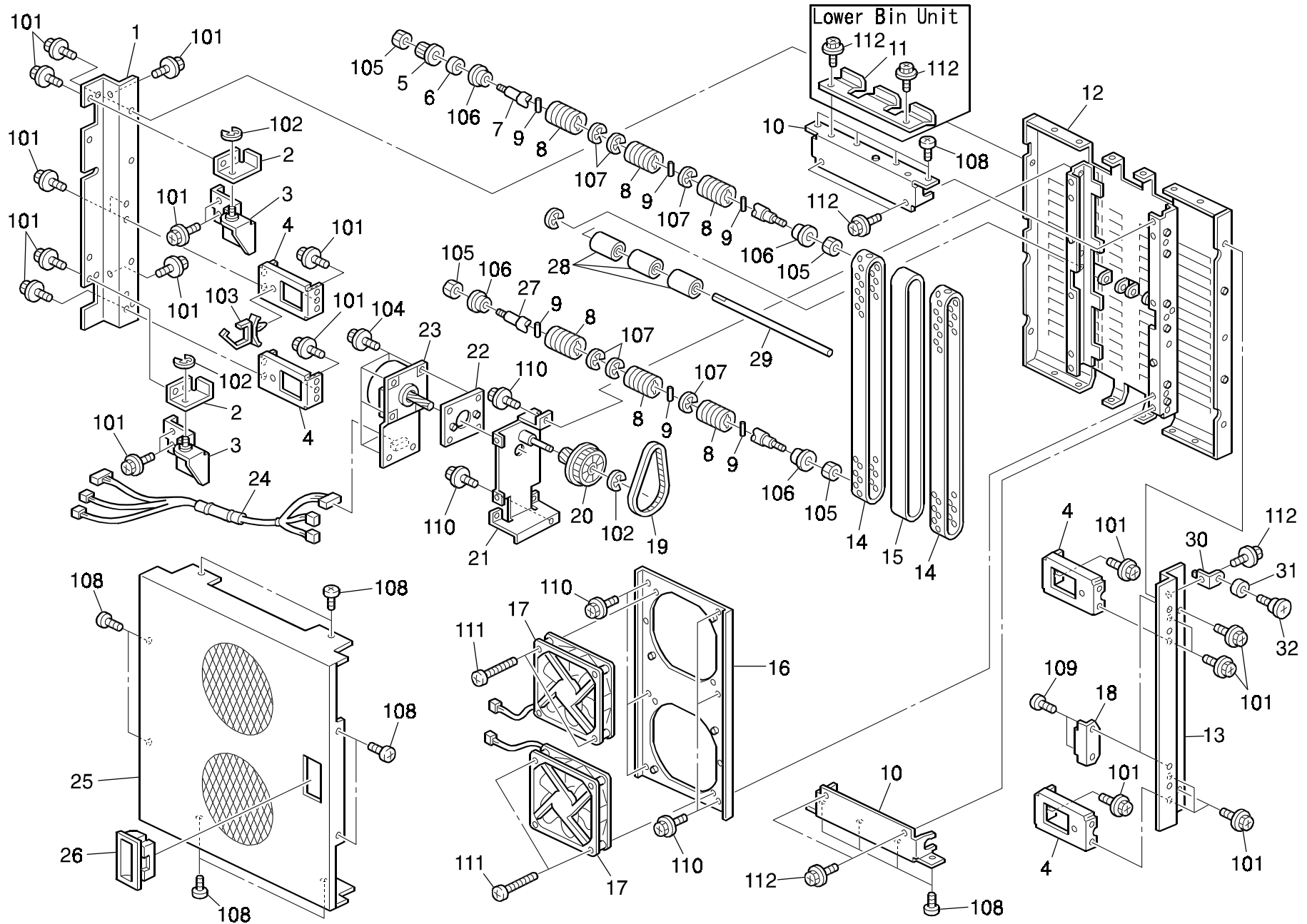


4.HORIZONTAL TRANSPORT SECTION (C592)

Index No.	Part No.	Description	Q'ty Per Assembly
1	C592 2330	Support Plate	2
2	C592 2344	Timing Belt - S2M230	6
3	C592 2341	Gear - 18/74Z	6
4	C592 2345	Motor Bracket	6
5	C592 2340	Spacer	6
6	AX06 0184	DC Motor - 11.3W	6
7	C592 5217	Transport Relay Harness	1
8	C592 2322	Idler Roller Shaft	4
9	C592 2313	Left Guide Plate	1
10	C592 2316	Right Guide Plate	1
11	C592 2321	Idler Roller	36
12	C592 2350	Transfer Belt Holder	2
13	C592 2351	Transfer Belt Holder - Middle	1
14	C592 2353	Driven Roller Shaft	1
15	C592 2354	Drive Roller	72
16	C592 2355	Drive Roller Shaft	72
17	C592 2323	Motor Cover	1
18	C592 2343	Timing Pulley - 16Z	6
19	C592 2352	Drive Roller Shaft	1
20	C592 5872	Fan Motor	14
21	C592 2318	Transport Fan Cover	1
22	C592 2311	Transport Unit Frame	1
23	C592 2214	Exit Sensor Bracket	4
24	C229 5807	Photosensor - Gp2a25	12

Index No.	Part No.	Description	Q'ty Per Assembly
101	0451 3006B	Tapping Screw - M3x6	
102	0720 0040E	Retaining Ring - M4	
103	0451 4008B	Philips Tapping Screw - M4x8	
104	0451 3010B	Tapping Screw - M3x10	
105	0720 0020E	Retaining Ring - M2	
106	0710 0040Z	Hex Nut 4	
107	0805 3145	Ball Bearing - 6x12x4mm	
108	0720 0080E	Retaining Ring - M8	
109	0314 0300B	Philips Pan Head Screw - M4x30	
110	1105 0267	Harness Clamp - YMC-10-0	
111	0353 0050Z	Philips Truss Head Screw - M3x5	

5.VERTICAL TRANSPORT SECTION (C592)

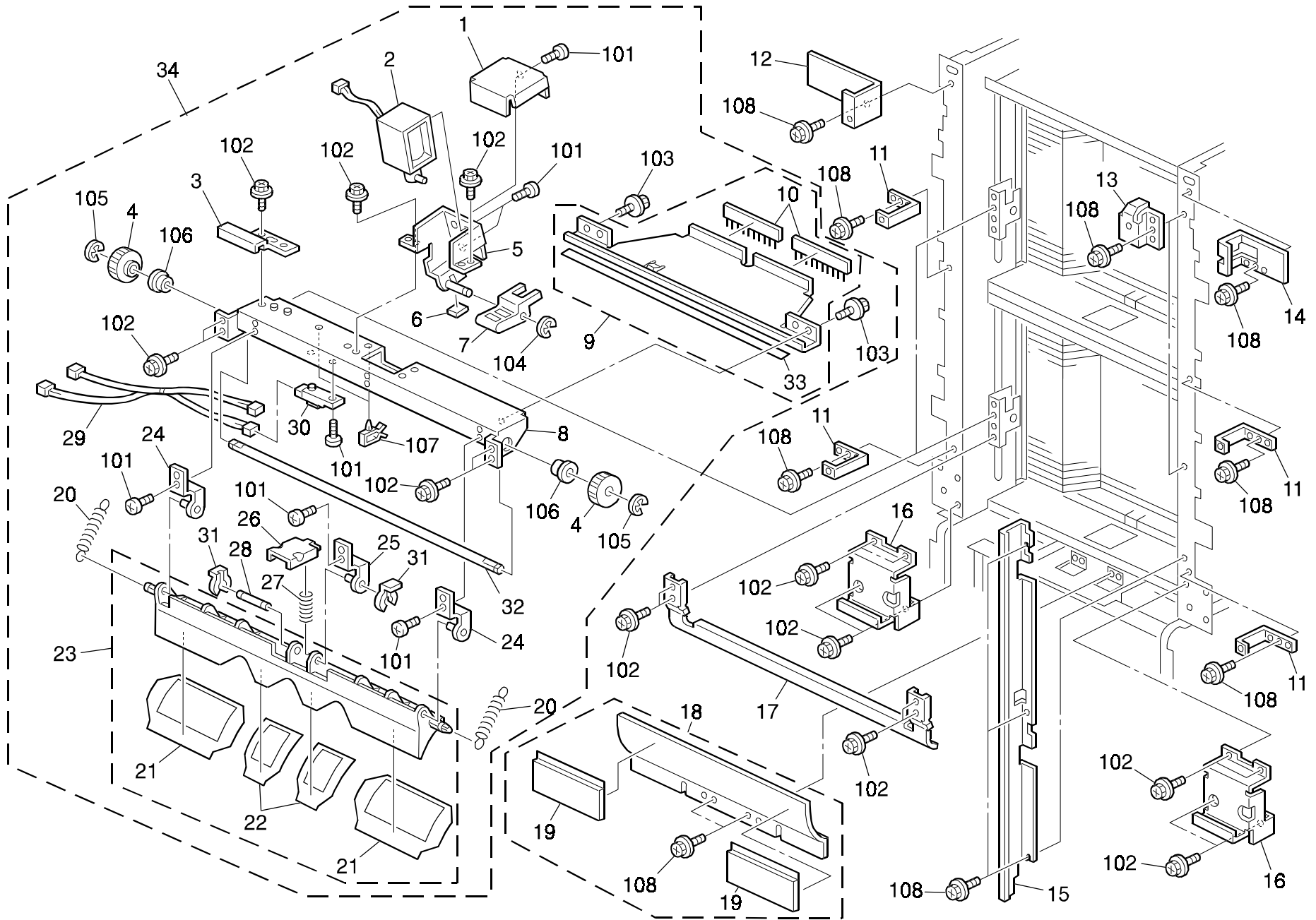


5.VERTICAL TRANSPORT SECTION (C592)

Index No.	Part No.	Description	Q'ty Per Assembly
1	C592 3172	Rear Cover	1
2	C592 3136	Hinge Bracket	2
3	C592 3132	Vertical Transport Hinge	2
4	C592 3135	Vertical Transport Hinge	4
5	C592 2343	Timing Pulley - 16Z	3
6	A028 7877	Magnetic Clutch Rear Collar	2
7	C592 3146	Transport Roller Shaft	2
8	C592 2354	Drive Roller	36
9	C592 2355	Drive Roller Shaft	36
10	C592 3143	Frame Support Plate	2
11	C592 3201	Vartical Relay Guide (Lower Bin Unit)	1
12	C592 3112	Vertical Guide Plate	1
13	C592 3171	Front Cover	1
14	C592 3150	Vertical Transport Belt	2
15	C592 3149	Middle Transport Belt - Vertical	1
16	C592 3117	Fanbracket	1
17	C592 5872	Fan Motor	7
18	AG07 0004	Magnetic Catch	2
19	C592 2344	Timing Belt - S2M230	3
20	C592 2341	Gear - 18/74Z	3
21	C592 2345	Motor Bracket	3
22	C592 2340	Spacer	3
23	AX06 0184	DC Motor - 11.3W	3
24	C592 5203	Relay Harness - Vertical Transport	1
25	C592 3173	Vertical Transport Cover	1
26	C592 3181	Transport Release Knob	1
27	C592 3156	Driven Shaft	1
28	C592 2321	Idler Roller	18
29	C592 3148	Idler Shaft	1
30	C592 3176	Actuator - Vertical Transport	1
31	A109 6342	Cleaning Blade Roller	28
32	AA14 3129	Shoulder Screw - Front Cover	28

Index No.	Part No.	Description	Q'ty Per Assembly
101	0451 4006B	Tapping Screw - 4x6	
102	0720 0040E	Retaining Ring - M4	
103	1105 0310	Harness Clamp - LWS-1S	
104	0451 3010B	Tapping Screw - M3x10	
105	0710 0040Z	Hex Nut 4	
106	0805 3145	Ball Bearing - 6x12x4mm	
107	0720 0080E	Retaining Ring - M8	
108	0353 0060Z	Screw - M3x6	
109	0354 0060Z	Philips Truss Head Screw - M4x6	
110	0451 4008B	Philips Tapping Screw - M4x8	
111	0314 0300B	Philips Pan Head Screw - M4x30	
112	0451 3006B	Tapping Screw - M3x6	

6.TURN GATE (C592)

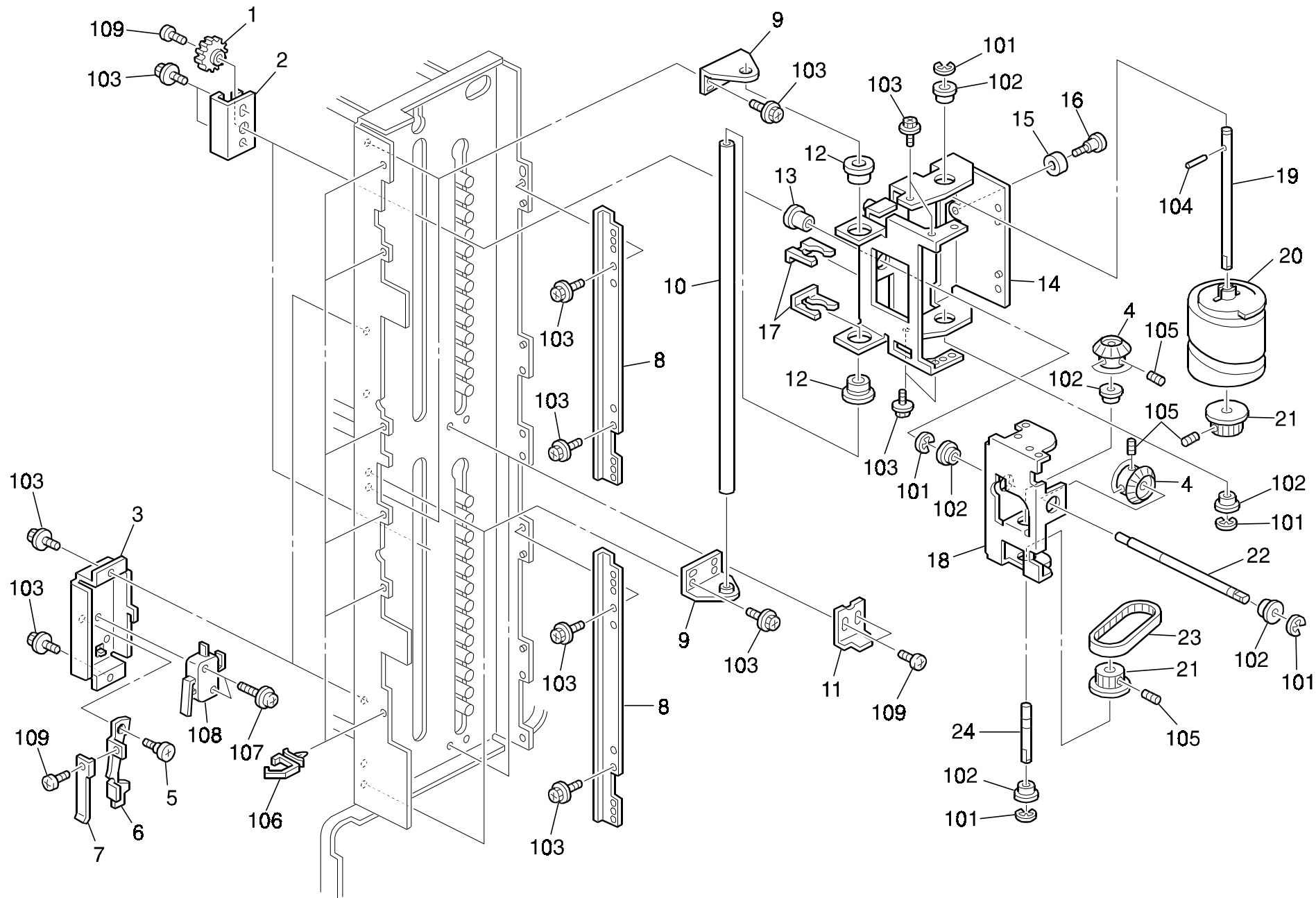


6.TURN GATE (C592)

Index No.	Part No.	Description	Q'ty Per Assembly
1	C592 3356	Solenoid Cover	1
2	C592 5856	Junction Gate Pawl	1
3	C592 3357	Harness Cover	1
4	C592 3323	Gear - 20Z	4
5	C592 3312	Solenoid Bracket	1
6	C592 3360	Cushion	1
7	C592 3316	Solenoid Lever	1
8	C592 3326	Gate Pawl Bracket	1
9	C592 3332	Guide Plate Ass'y	1
10	C592 3352	Antistatic Brush	2
11	C592 1202	Front Left Cover Bracket	4
12	C592 1222	Support Bracket - Rear Cover	1
13	C592 3198	Magnet Catch Holder	1
14	C592 1221	Support Bracket	1
15	C592 3607	Frame Cover	1
16	C592 3550	Bin Unit Grip	2
17	C592 3327	Lower Guide Bracket	1
18	C592 2303	Polarization Powl	1
19	C592 2361	Cushion Guide	2
20	C592 3331	Spring	2
21	C592 3358	Large Cushion	2
22	C592 3359	Small Cushion	2
23	C592 3345	Turn Gate Sheet Ass'y	1
24	C592 3346	Hinge Bracket	2
25	C592 3347	Hinge Bracket - Small	6
26	C592 3343	Lever Holder	1
27	C592 3350	Spring	1
28	C592 3344	Long Shaft	1
29	C592 5209	Relay Harness - Gate Pawl	1
30	C229 5807	Photosensor - GP2A25	6
31	5206 2686	Snap Ring	3
32	C592 3322	Joint Drive Shaft	1
33	C592 3334	Guide Sheet	1
34	C592 3310	Turn Gate Ass'y	1

Index No.	Part No.	Description	Q'ty Per Assembly
101	0353 0050Z	Philips Truss Head Screw - M3x5	
102	0451 4006B	Tapping Screw - 4x6	
103	0451 3006B	Tapping Screw - M3x6	
104	0720 0030E	Retaining Ring - M3	
105	0720 0040E	Retaining Ring - M4	
106	0741 3508	Bushing - 8x14x4mm	
107	1105 0283	Clamp	
108	0451 4008B	Philips Tapping Screw - M4x8	

7.BIN DRIVE SECTION 1 (C592)

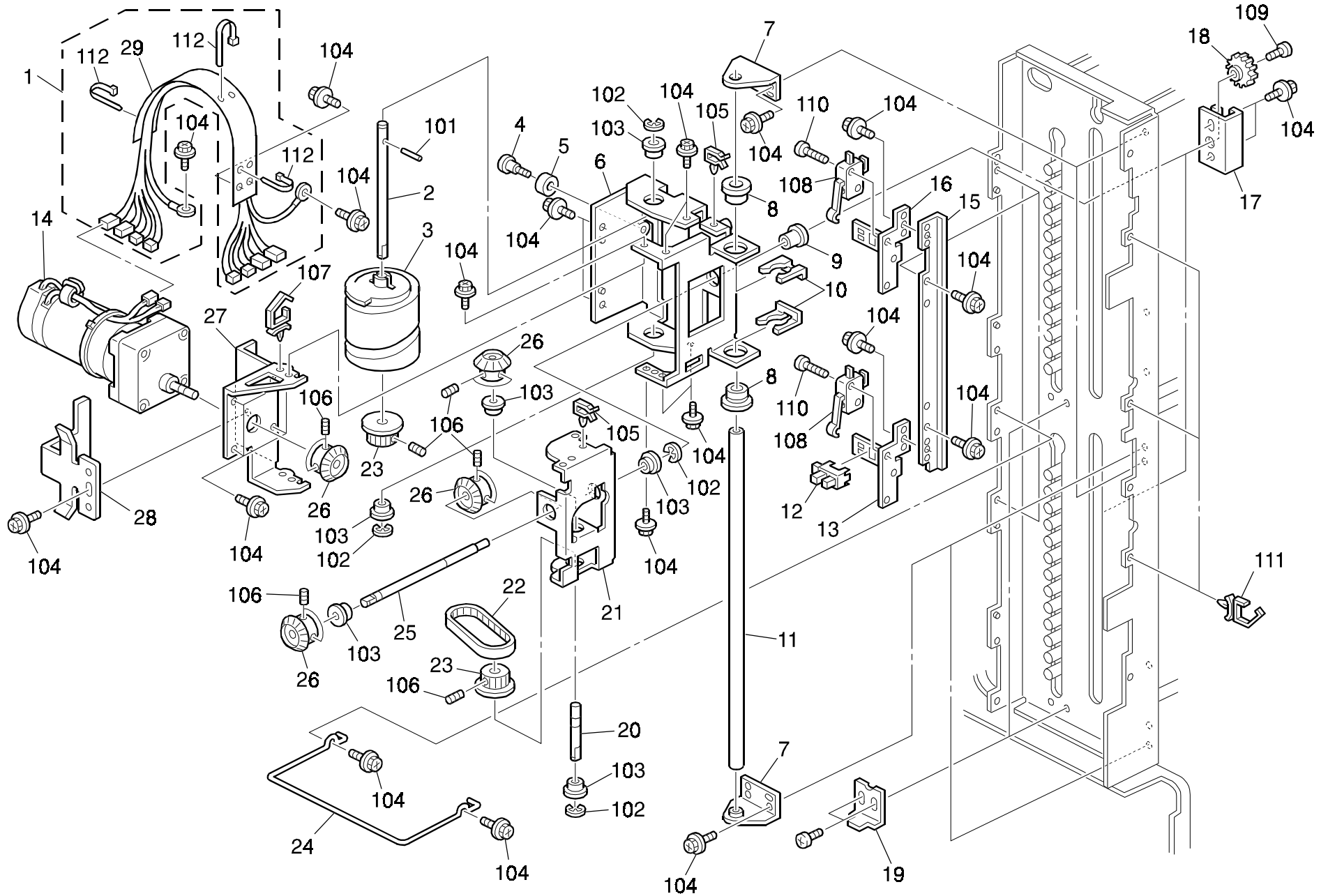


7.BIN DRIVE SECTION 1 (C592)

Index No.	Part No.	Description	Q'ty Per Assembly
1	C592 3323	Gear - 20Z	4
2	C592 3325	Rear Joint Bracket	1
3	C592 3197	Switch Bracket	1
4	C592 3577	Gear - 30Z	12
5	C218 2185	Stepper Screw	4
6	C224 2172	Safety Switch Lever	4
7	C218 2173	Support Plate - Safety Switch - LT	4
8	C592 3549	Guide Rail	2
9	C592 3511	Guide Rod Holder	4
10	C592 3551	Guide Rod - Drive Unit	2
11	C592 3538	Bracket Cam Follower	2
12	C592 3587	Guide Rod Bushing	8
13	C592 3585	Shaft Collar	4
14	C592 3573	Front Cam Bracket	1
15	A109 6342	Cleaning Blade Roller	28
16	AA14 3129	Shoulder Screw - Front Cover	28
17	A498 4525	Bushing Stopper	8
18	C592 3579	Front Bracket	1
19	C592 3606	Timing Pulley Cam Shaft	4
20	C592 3588	Front Cam Bushing	1
21	C592 3581	Timing Pulley	16
22	C592 3580	Front Cam Shaft	1
23	C592 3582	Timing Belt - 192P3M	4
24	C592 3578	Cam Drive Shaft	4

Index No.	Part No.	Description	Q'ty Per Assembly
101	0720 0060E	Retaining Ring - M6	
102	0805 3368	Ball Bearing - 8x16x5mm	
103	0451 4006B	Tapping Screw - 4x6	
104	0623 0200G	Spring Pin - 8x12	
105	0574 0050E	Hexagon Headless Set Screw - M4x5	
106	1105 0316	Clamp	
107	0314 0140B	Philips Pan Head Screw - M4x14	
108	1204 2497	Micro Switch	
109	0353 0050Z	Philips Truss Head Screw - M3x5	
110	0451 3006B	Tapping Screw - M3x6	

8.BIN DRIVE SECTION 2 (C592)

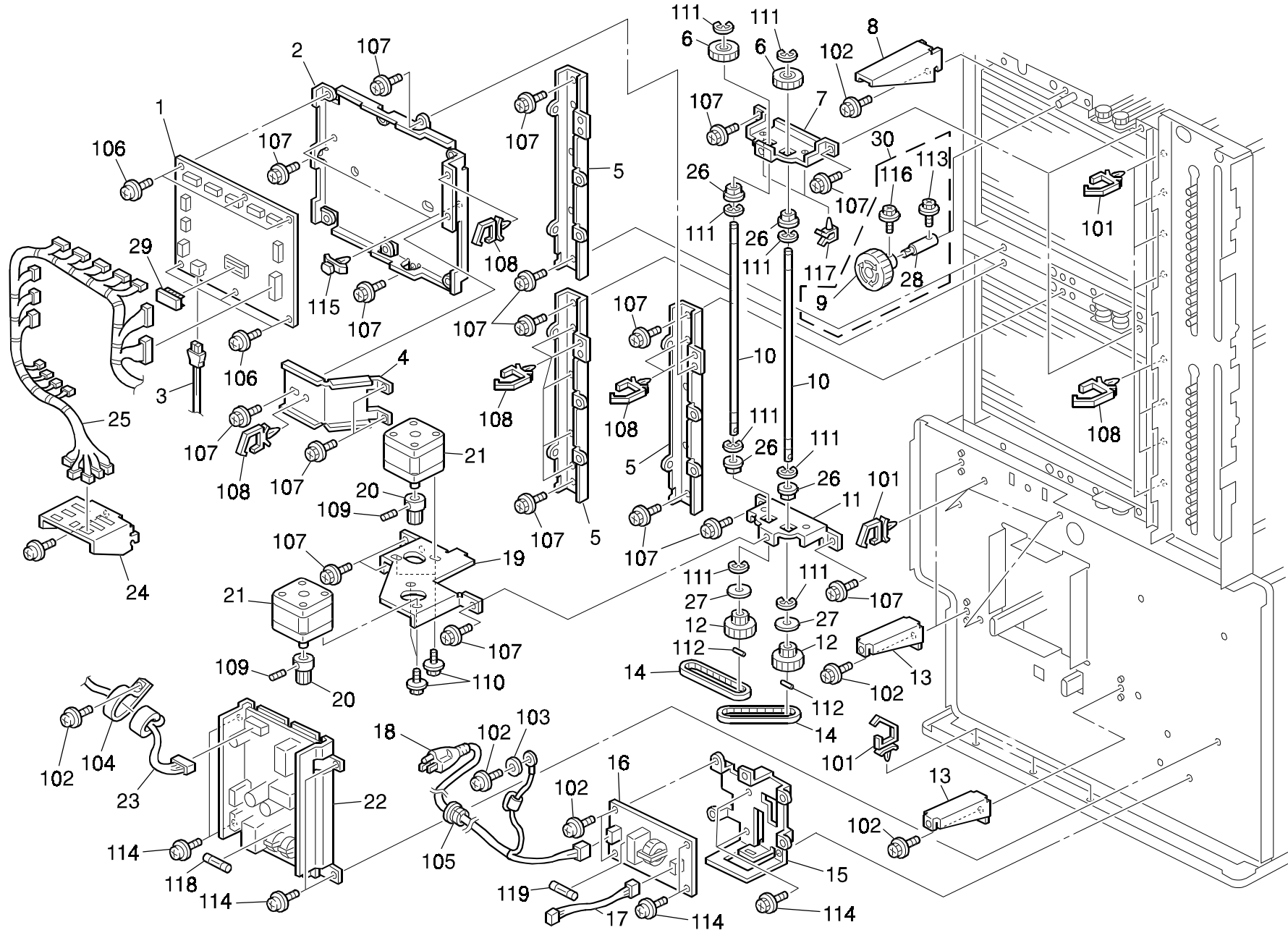


8.BIN DRIVE SECTION 2 (C592)

Index No.	Part No.	Description	Q'ty Per Assembly
1	C592 5208	Relay Harness	1
2	C592 3606	Timing Pulley Cam Shaft	4
3	C592 3605	Rear Cam	1
4	AA14 3129	Shoulder Screw - Front Cover	28
5	A109 6342	Cleaning Blade Roller	28
6	C592 3592	Rear Cam Bracket	1
7	C592 3511	Guide Rod Holder	4
8	C592 3587	Guide Rod Bushing	8
9	C592 3585	Shaft Collar	4
10	A498 4525	Bushing Stopper	8
11	C592 3551	Guide Rod - Drive Unit	2
12	AW02 0075	Photointerruptor	16
13	C592 3522	Sensor Bracket	1
14	C592 5845	DC Motor - DC24V 26W	1
15	C592 3549	Guide Rail	2
16	C592 3522	Sensor Bracket	1
17	C592 3324	Front Joint Bracket	1
18	C592 3323	Gear - 20Z	4
19	C592 3538	Bracket Cam Follower	2
20	C592 3578	Cam Drive Shaft	4
21	C592 3595	Rear Bushing Bracket	1
22	C592 3582	Timing Belt - 192P3M	4
23	C592 3581	Timing Pulley	16
24	C592 3546	Harness Clamp	1
25	C592 3596	Rear Drive Cam Shaft	1
26	C592 3577	Gear - 30Z	12
27	C592 3598	Motor Bracket	1
28	C592 3599	Motor Hp Actuator	1
29	C592 5235	Guide Harness	1

Index No.	Part No.	Description	Q'ty Per Assembly
101	0623 0200G	Spring Pin - 8x12	
102	0720 0060E	Retaining Ring - M6	
103	0805 3368	Ball Bearing - 8x16x5mm	
104	0451 4006B	Tapping Screw - 4x6	
105	1105 0283	Clamp	
106	0574 0050E	Hexagon Headless Set Screw - M4x5	
107	1105 0291	Harness Clamp - LWS-3S	
108	1204 2429	Microswitch - V-164-2A5(10E)	
109	0451 3006B	Tapping Screw - M3x6	
110	0353 0140Z	Screw:m3x14	
111	1105 0316	Clamp	
112	1105 0046	Harness Band	

9.ELECTRICAL/FRAME SECTION 1 (C592)

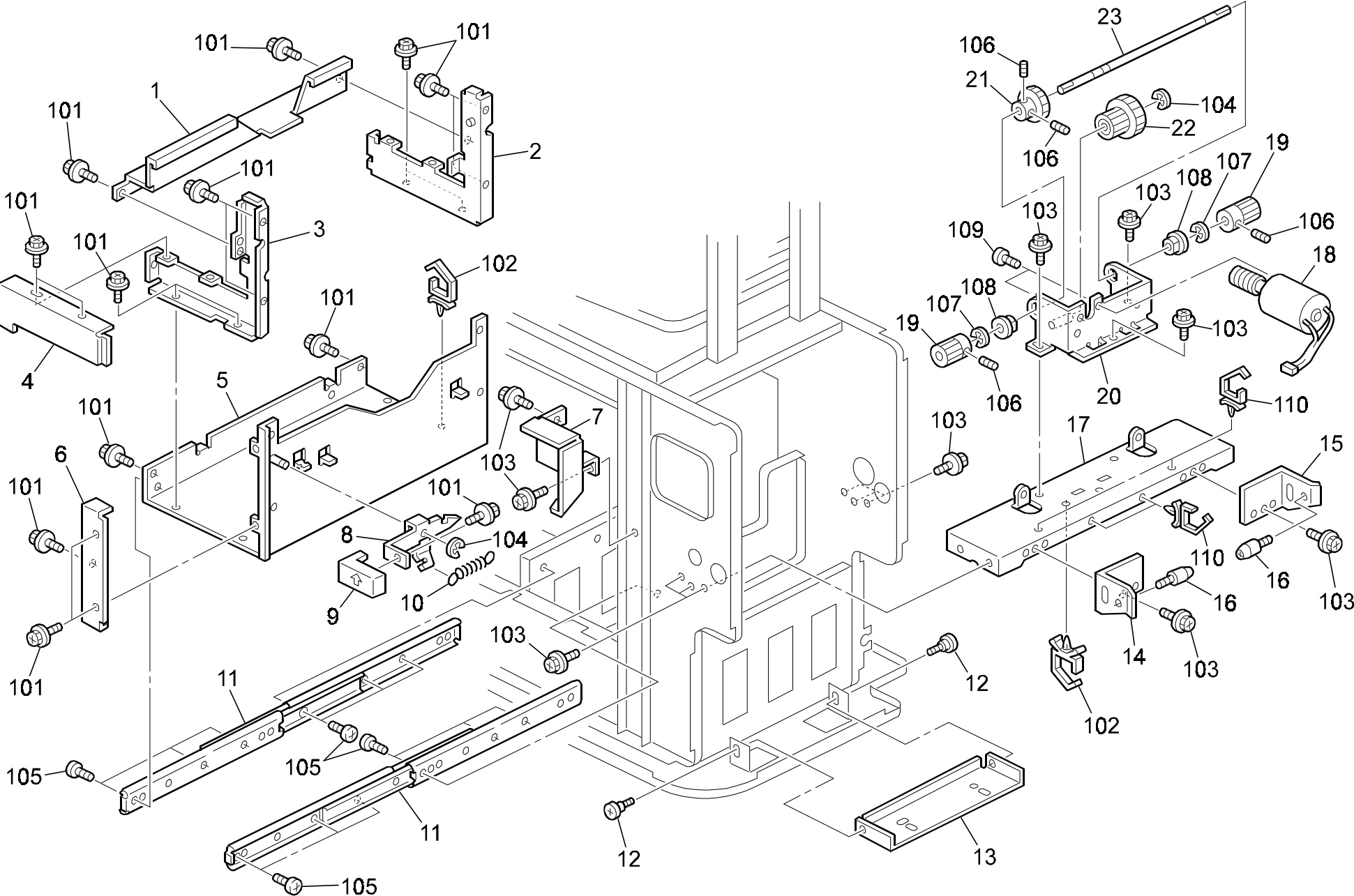


9.ELECTRICAL/FRAME SECTION 1 (C592)

Index No.	Part No.	Description	Q'ty Per Assembly
1	C592 5100	Mpu Board	1
2	C592 4120	PCB Bracket	1
3	AW03 0028	Fiber Cable - CA1102-130-1	1
4	C592 4123	Harness Bracket	1
5	C592 4119	PCB Bracket	3
6	AB01 3751	Gear - 24Z	4
7	C592 4313	Drive Joint Bracket	4
8	C592 1220	Rear Cover Bracket	1
9	AG05 0062	Bushing	1
10	C592 4312	Joint Shaft	4
11	C592 4313	Drive Joint Bracket	4
12	C592 4214	Timing Pulley - S3M/18Z 24Z	40
13	C592 1120	Cover Bracket - Rear Exit	3
14	C592 4303	Timing Belt - 192 S3M	4
15	C231 5630	Noise Filter Bracket	1
16	C592 5122	Noize Filter Board (120V)	1
16	C592 5123	Noise Filter Board - 230V	1
17	C592 5202	Harness - AC Drive	1
18	C592 5223	Power Supply Cord - 250V 10A	1
18	C592 5224	Power Supply Cord - 125V 10A	1
19	C592 4305	Motor Bracket	2
20	C592 4306	Timing Pulley - S3M 12Z	4
21	C592 5832	Jogger Drive Motor	4
22	C592 5300	Power Supply Unit	1
23	C592 5215	Relay Harness - Transport	1
24	C592 2122	Connectorbracket	1
25	C592 5201	DC Drive Harness	1
26	5053 0223	Bushing - 8mm	20
27	A354 4221	Flange - 23	56
28	C592 3604	Joint Knob	1
29	C592 5115	Eprom Uveprom 512k X8 100ns	1
30	C592 3610	Turn Gate Drive Knob	1

Index No.	Part No.	Description	Q'ty Per Assembly
101	1105 0291	Harness Clamp - LWS-3S	
102	0451 4008B	Philips Tapping Screw - M4x8	
103	0703 0040B	Philips Washer - M4	
104	1607 0567	Core - TRCN-28-16-20	
105	1106 0132	Cord Stopper	
106	0951 3006Z	Philips Screw With Flat Washer - M3	
107	0451 4006B	Tapping Screw - 4x6	
108	1105 0316	Clamp	
109	0451 4006B	Tapping Screw - 4x6	
110	0451 3006B	Tapping Screw - M3x6	
111	0720 0060E	Retaining Ring - M6	
112	0632 0180G	Parallel Pin - 2x18	
113	0354 0060Z	Philips Truss Head Screw - M4x6	
114	0451 3008B	Tapping Screw - M3x8	
115	1106 0383	Supportor - P.c.b.	
116	0354 0040Z	Screw - M4X4	
117	1105 0267	Harness Clamp - YMC-10-0	
118	1107 0880	Fuse - 6.3A 250V	
119	1107 0393	Fuse - 8A (120V)	
119	1107 0772	Fuse - 5A (220/240V)	

10.ELECTRICAL/FRAME SECTION 2 (C592)

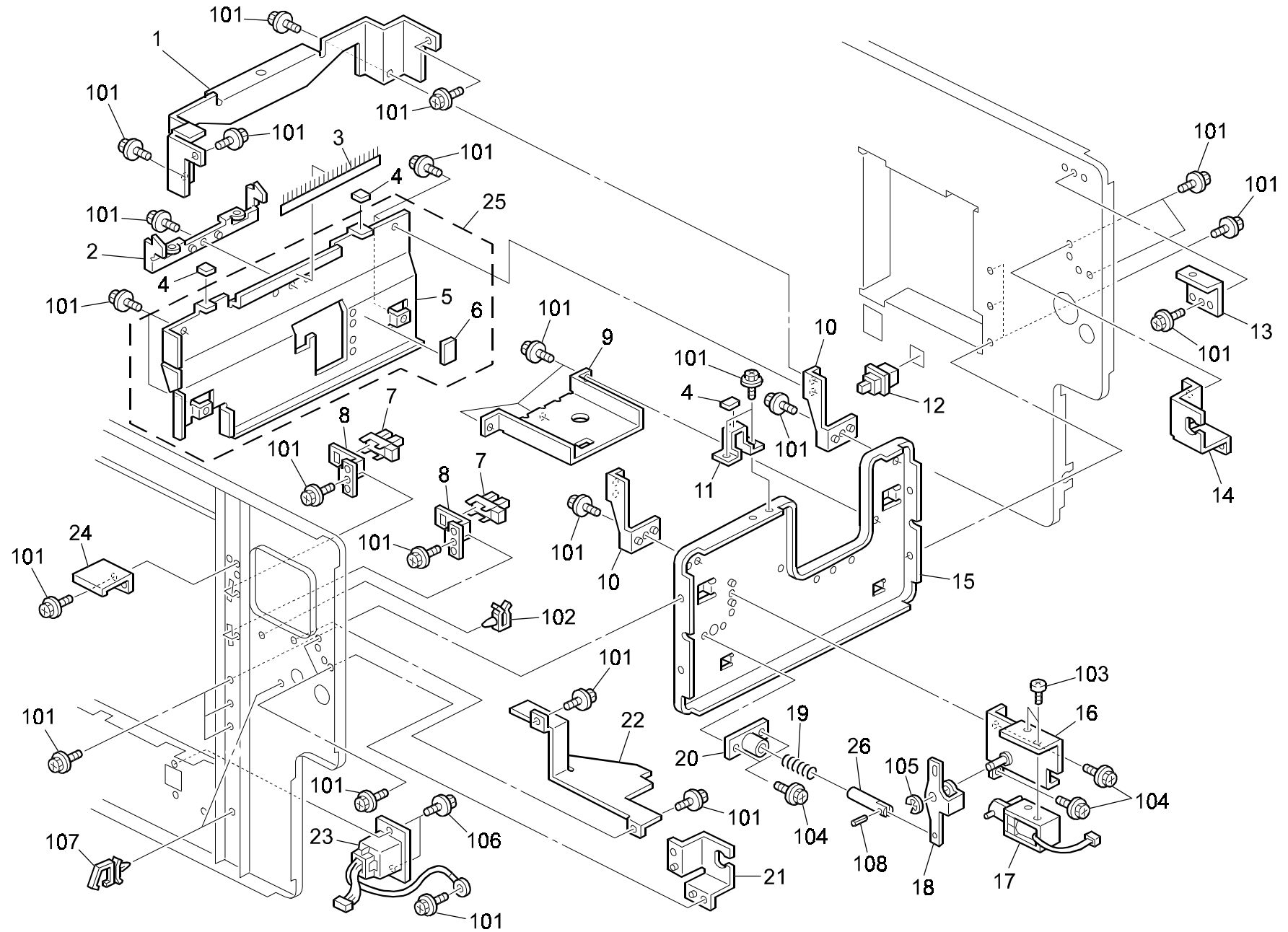


10.ELECTRICAL/FRAME SECTION 2 (C592)

Index No.	Part No.	Description	Q'ty Per Assembly
1	C592 2181	Exit Table Cover	1
2	C592 2173	Rear Holder - Paper Exit Table	1
3	C592 2170	Front Holder - Paper Exit Table	1
4	C592 2180	Left Cover	1
5	C592 2175	Exit Table Base	1
6	C592 2182	Right Holder	1
7	C592 1104	Support Cover	1
8	C592 2166	Lock Lever - Exit Table	1
9	C592 2167	Exit Table Grip	1
10	C592 2179	Spring	1
11	C592 2178	Slide Rail - 301-18	2
12	C219 3950	Stepped Screw	8
13	C592 2125	Lower Joint Bracket	1
14	C592 2129	Front Joint Bracket	1
15	C592 2132	Rear Joint Bracket	1
16	5413 3903	Pin - Transfer Guide Plate	2
17	C592 2119	Upper Stay	2
18	C229 5803	DC Motor - 50w	1
19	C592 2141	Gear - 14Z	2
20	C592 2137	Motor Holder	1
21	C592 2136	Gear - 31Z	1
22	C592 2135	Worm Wheel	1
23	C592 2140	Worm Shaft	1

Index No.	Part No.	Description	Q'ty Per Assembly
101	0451 4006B	Tapping Screw - 4x6	
102	1105 0316	Clamp	
103	0451 4008B	Philips Tapping Screw - M4x8	
104	0720 0060E	Retaining Ring - M6	
105	0354 0060Z	Philips Truss Head Screw - M4x6	
106	0574 0050E	Hexagon Headless Set Screw - M4x5	
107	0720 0040E	Retaining Ring - M4	
108	0805 3366	Bushing - 6mm	
109	0353 0050Z	Philips Truss Head Screw - M3x5	
110	1105 0291	Harness Clamp - LWS-3S	

11.ELECTRICAL/FRAME SECTION 3 (C592)

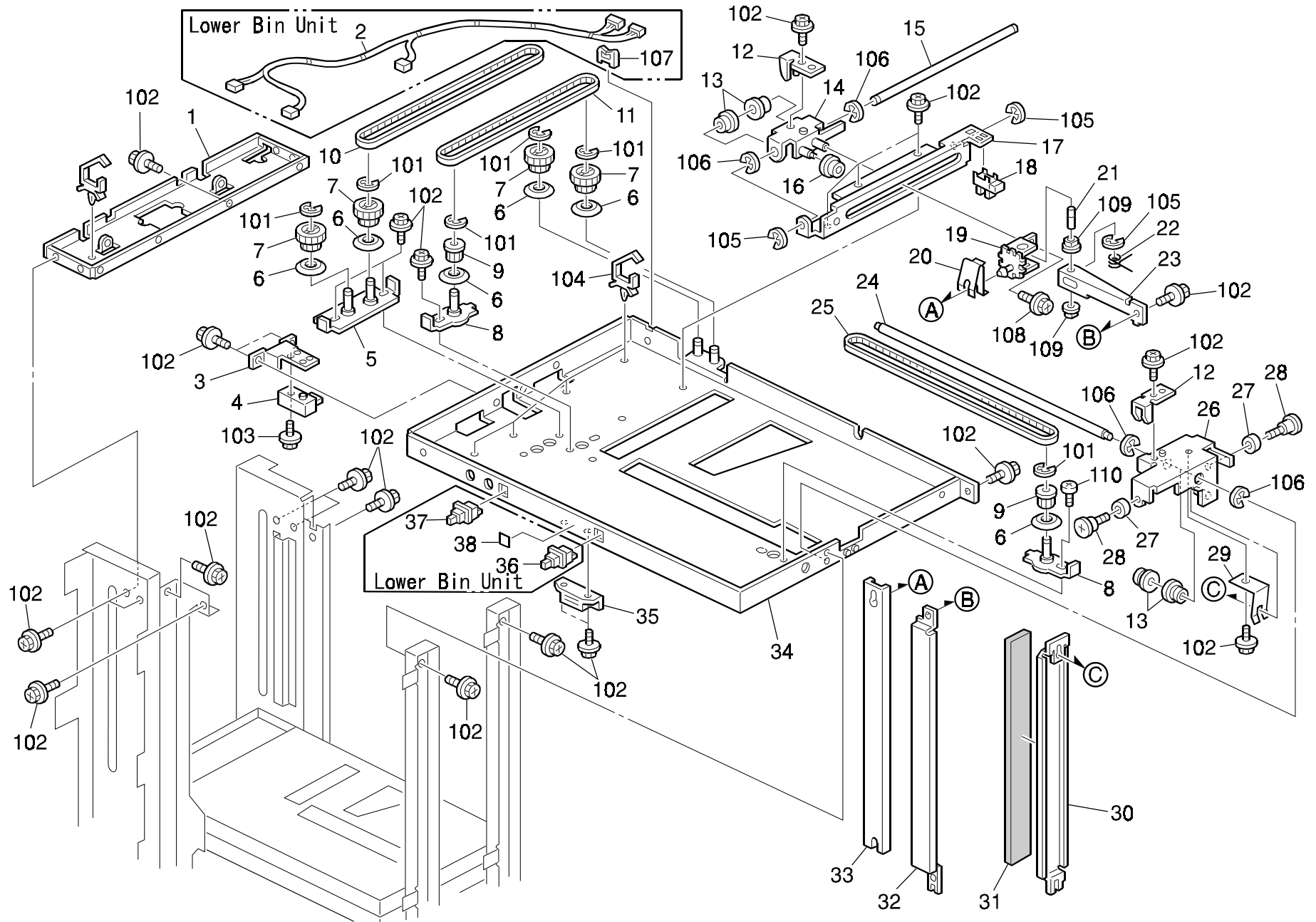


11.ELECTRICAL/FRAME SECTION 3 (C592)

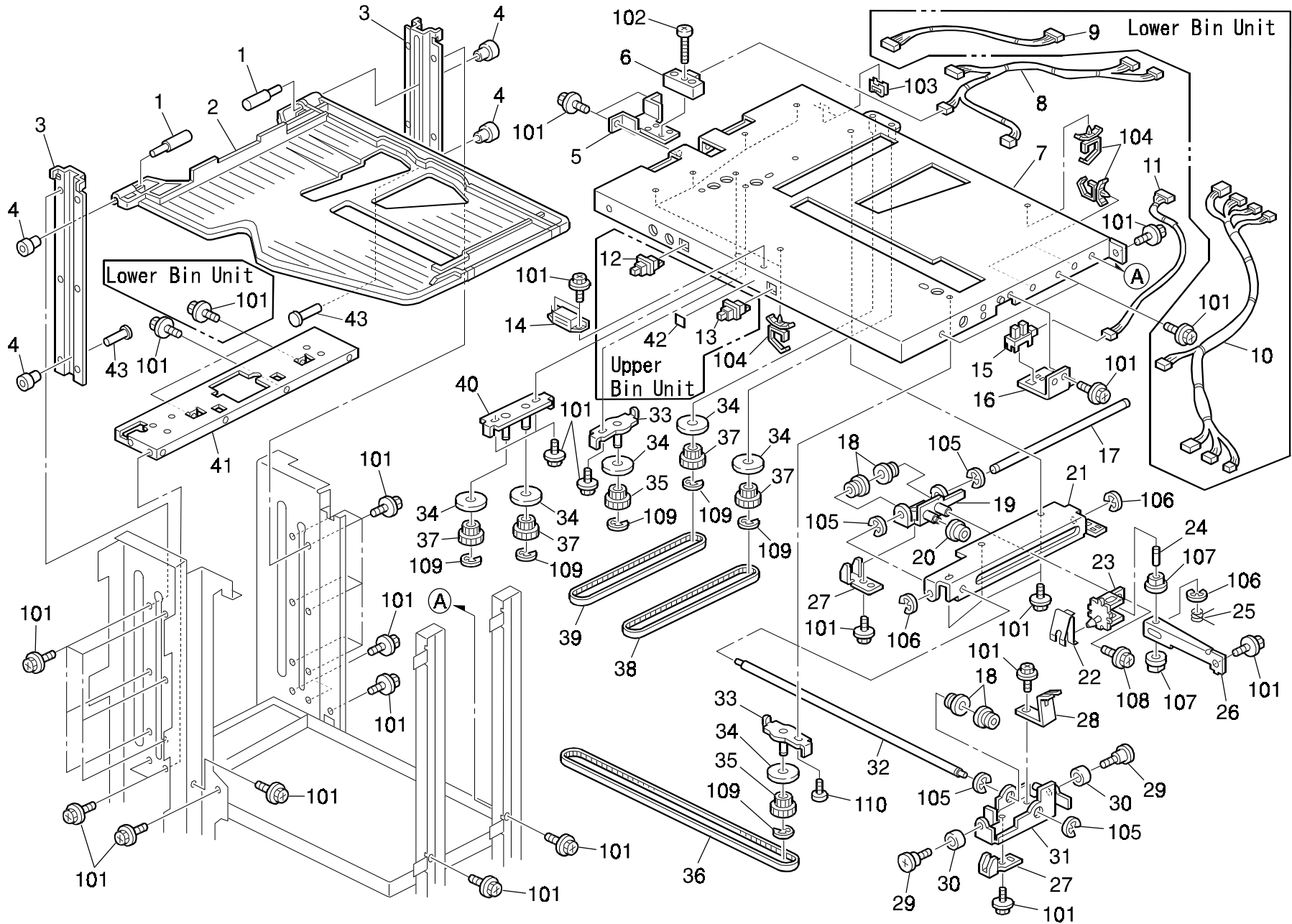
Index No.	Part No.	Description	Q'ty Per Assembly
1	C592 2164	Large Cover - Transport Unit	1
2	C592 2165	Exit Support Plate	1
3	C229 3856	Antistatic Brush	1
4	C592 2163	Cushion	3
5	C592 2156	Exit Drum Stay	1
6	C229 4677	Cushion	1
7	AW02 0075	Photointerruptor	32
8	C592 2114	Sensor Holder	1
9	C592 2157	Gate Pawl Bracket	1
10	C592 2158	Exit Plate Bracket	2
11	C592 2153	Transport Unit Stopper	1
12	AW50 0012	Push Switch	4
13	C592 1118	Cover Bracket - Upper Exit Cover	1
14	C592 2115	Right Rear Bracket	1
15	C592 2160	Middle Stay	1
16	C592 2147	Solenoid Bracket	1
17	C592 2152	Lock Lever Solenoid	1
18	C592 2146	Link Pin - Lock Lever	1
19	C592 2150	Lock Spring	1
20	C592 2151	Lock Lever Guide	1
21	C592 2116	Right Front Bracket	1
22	C592 2120	Transport Unit Cover	1
23	C592 5220	Relay Harness - Paper Exit	1
24	C592 1113	Door Stopper Bracket	1
25	C592 2155	End Fence Plate	1
26	C592 2145	Bin Stopper Lever	1

Index No.	Part No.	Description	Q'ty Per Assembly
101	0451 4008B	Philips Tapping Screw - M4x8	
102	1105 0267	Harness Clamp - YMC-10-0	
103	0353 0050Z	Philips Truss Head Screw - M3x5	
104	0451 4006B	Tapping Screw - 4x6	
105	0720 0040E	Retaining Ring - M4	
106	0451 3008B	Tapping Screw - M3x8	
107	1105 0291	Harness Clamp - LWS-3S	
108	0622 0100E	Spring Pin - 2x10mm	

12.JOGGER SECTION 1 (C592)



13.JOGER SECTION 2 (C592)

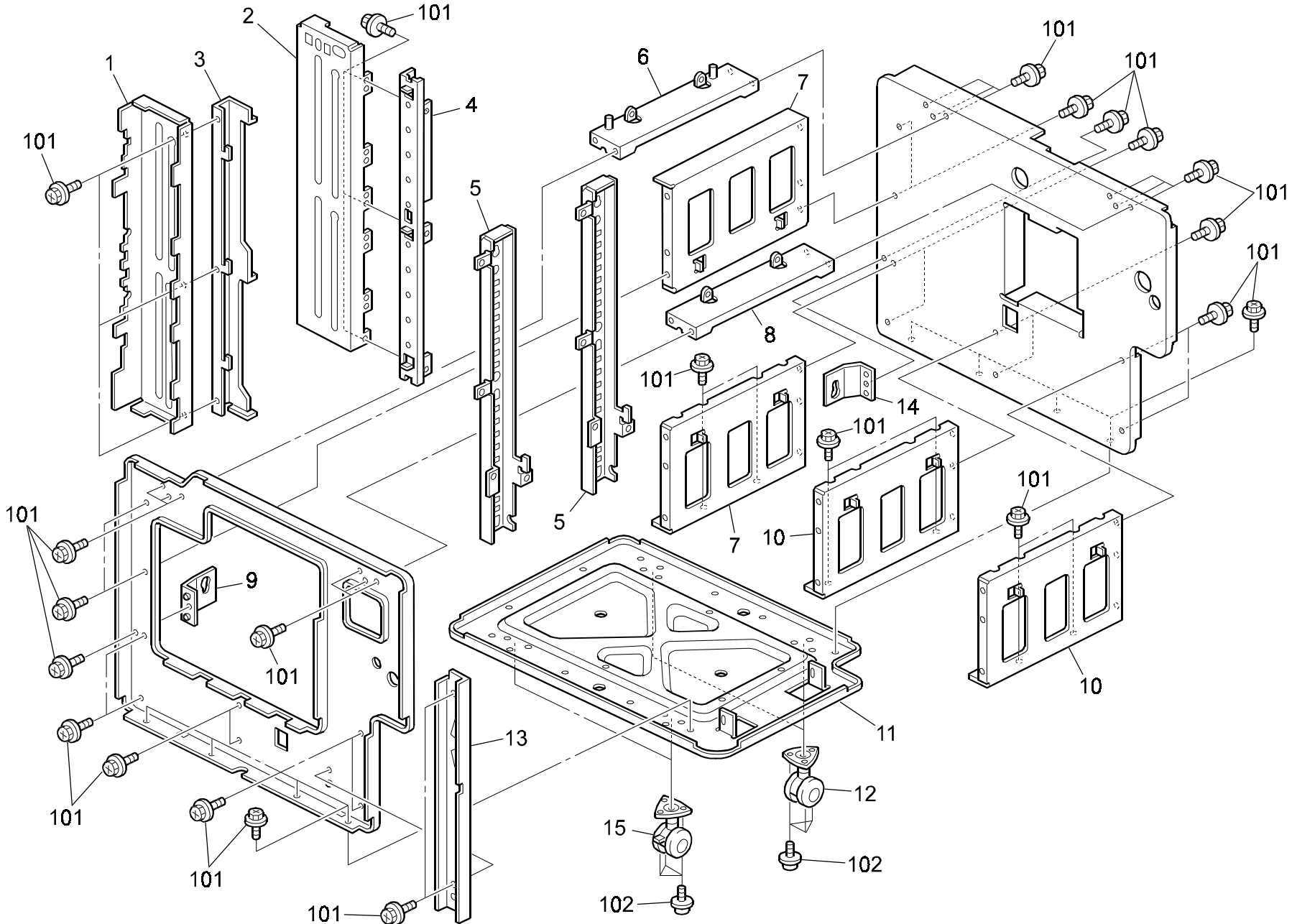


13.JOGGER SECTION 2 (C592)

Index No.	Part No.	Description	Q'ty Per Assembly
1	C592 4231	Bin Shaft	42
2	C592 4232	Sorter Bin	21
3	C592 3544	Guide Rail	2
4	C592 3537	Cam Follower	44
5	C592 4121	Sensor Bracket	1
6	AW02 0025	Lower Bin/Jam Sensor	1
7	C592 4110	Lower Base Ass'y	1
8	C592 5213	Relay Harness - Door Sensor	1
9	C592 5211	Sensor Harness (Lower Bin Unit)	1
10	C592 5221	Relay Harness - Jogger (Lower Bin Unit)	1
11	C592 5210	Jogger Harness	1
12	AW50 0012	Push Switch (Upper Bin Unit)	1
13	C217 8431	Push Switch (Upper Bin Unit)	1
14	AG07 0004	Magnetic Catch	1
15	AW02 0075	Photointerruptor	1
16	C592 4122	Sensor Bracket	1
17	C592 4257	Guide Rod	1
18	C592 4170	Bushing - M6	2
19	C592 4250	Drive Bracket - Lower Jogger	2
20	5203 1852	Bushing - 6x8x4mm	4
21	C592 4206	Lower Stay	2
22	C592 4277	Spring Plate	4
23	C592 4270	Jogger Fence Bracket	4
24	C592 4279	Jogger Fence Shaft	4
25	C592 4281	Torshion Spring	4
26	C592 4278	Jogger Fence Arm - SUB	4
27	C592 4259	Timing Belt Stopper	16
28	C592 4160	Spring Plate	4
29	AA14 3129	Shoulder Screw - Front Cover	2
30	A109 6342	Cleaning Blade Roller	2
31	C592 4155	Lower Slyder	2
32	C592 4210	Guide Rod	4
33	C592 4225	Timing Pulley Bracket	8
34	A354 4221	Flange - 23	5
35	C592 4213	Timing Pulley - 18Z	2

Index No.	Part No.	Description	Q'ty Per Assembly
36	C592 4211	Timing Belt - 900 S3M	1
37	C592 4214	Timing Pulley - S3M/18Z 24Z	4
38	C592 4258	Timing Belt - 525 S3M	1
39	C592 4212	Timing Belt - 564 S3M	1
40	C592 4220	Timing Pulley Bracket - Relay	1
41	C592 3533	Bin Unit Stay	1
42	C592 4114	Bin Switch Decal (Upper Bin Unit)	1
43	C592 3540	Cam Follower Shaft	2
101	0451 4006B	Tapping Screw - 4x6	
102	0353 0160Z	Philips Pan Head Screw - M3x16	
103	1105 0329	Clamp - ES-0510	
104	1105 0292	Wire Saddle	
105	0720 0080E	Retaining Ring - M8	
106	0720 0040E	Retaining Ring - M4	
107	0805 3385	Bushing - 6mm	
108	0451 3006B	Tapping Screw - M3x6	
109	0720 0060E	Retaining Ring - M6	
110	0314 0040Z	Philips Screw - 4x4	

14.LOWER FRAME SECTION (C592)

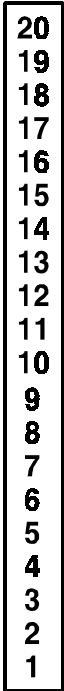

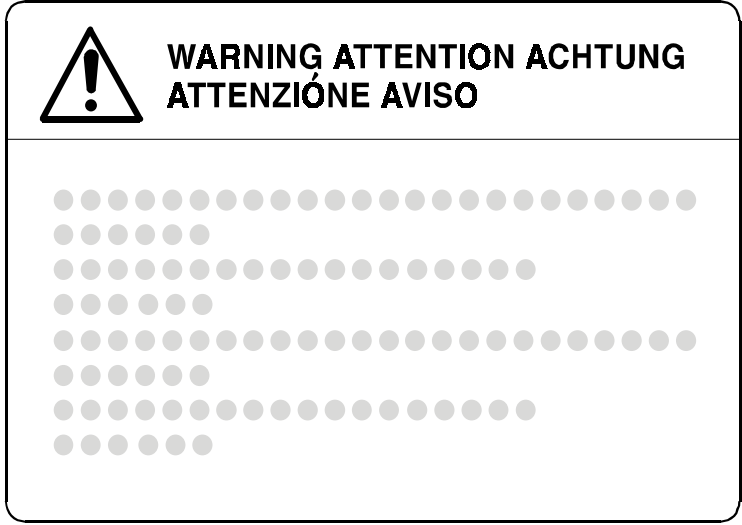




14.LOWER FRAME SECTION (C592)

Index No.	Part No.	Description	Q'ty Per Assembly
1	C592 3547	Front Bin Frame	1
2	C592 3548	Rear Bin Frame	1
3	C592 4116	Front Side Plate	1
4	C592 4117	Rear Side Plate	1
5	C592 4118	Bin Unit Stay	2
6	C592 2123	Upper Stay	1
7	C592 2117	Lower Stay-paper Exit Sub-unit	1
8	C592 2119	Upper Stay	2
9	C576 1093	Caster	2
10	C592 2113	Lower Middlestay	1
11	C592 2112	Sorter Base	1
12	C576 1094	Caster Stopper	2
13	C592 2118	Supporting Plate - Middle Front	1

Index No.	Part No.	Description	Q'ty Per Assembly
101	0451 4008B	Philips Tapping Screw - M4x8	
102	0957 5012B	Screw - M5X12	

15.DECAL AND DOCUMENT (C592)



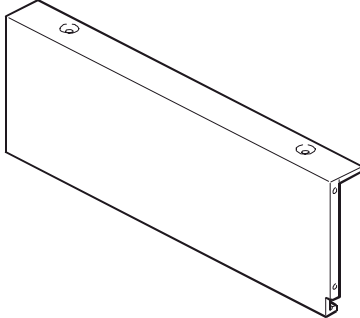
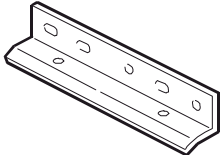
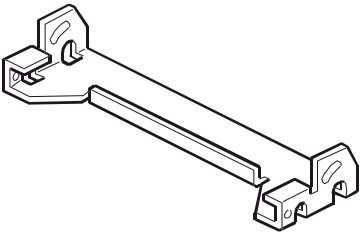
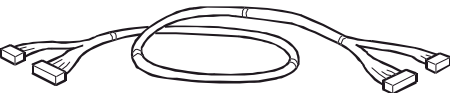
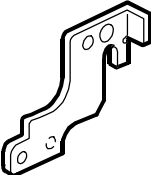
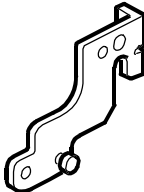
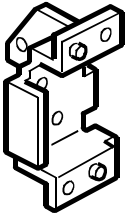
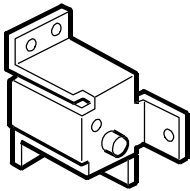
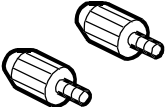
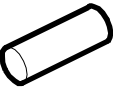


<p>1</p> 	<p>2</p> 	<p>4</p> 
<p>3</p>  <p>>ABS<</p>	<p>5</p> 	

15.DECAL AND DOCUMENT (C592)

Index No.	Part No.	Description	Q'ty Per Assembly
1	C592 1252	Decal - Lower Bin Unit	1
2	C592 1251	Decal - Upper Bin Unit	1
3	C592 1152	Power Supply Cord Decal	1
4	C592 1253	Bin Operation Decal	1
5	C592 4114	Bin Switch Decal	1

Index No.	Part No.	Description	Q'ty Per Assembly

16.ACCESSORIES AND SPECIAL TOOLS (C592)

<p>1</p> 	<p>2</p> 	<p>3</p> 	<p>4</p> 	
<p>5</p> 	<p>6</p> 	<p>7</p> 	<p>8</p> 	
<p>9</p> 	<p>10</p> 	<p>11</p> 	<p>12</p> 	<p>101</p>  <hr/> <p>102</p> 

16.ACCESSORIES AND SPECIAL TOOLS (C592)

Index No.	Part No.	Description	Q'ty Per Assembly
1	AW03 0028	fiber Cable	1
2	C219 3950	Stepped Screw	1
3	C592 1105	Front Middle Cover	1
4	C592 2126	Lower Joint Bracket	1
5	C592 2127	Upper Joint Bracket	1
6	C592 5219	Relay Harness - Sorter	1
7	C592 2190	Front Arm - Paper Delivery Table	1
8	C592 2191	Rear Arm - Paper Delivery Table	1
9	C229 4480	Front Bracket - Paper Delivery Table	1
10	C229 4485	Rear Bracket - Paper Delivery Table	1
11	C229 4487	Knob Screw	1
12	C226 9001	Pin (Special Tool)	1

Index No.	Part No.	Description	Q'ty Per Assembly
101	0451 4008H	Tapping Screw - 4x8	
102	0451 4008B	Tapping Screw - 4x8	

PARTS INDEX

Part No.	Description	Page and Index No.
C592 1101	Left Front Cover - Upper Bin Unit	3- 15
C592 1102	Left Front Cover - Lower Bin Unit	3- 14
C592 1103	Right Front Cover	3- 12
C592 1104	Support Cover	21- 7
C592 1105	Front Middle Cover	33- 3
C592 1105	Front Middle Cover	3- 13
C592 1106	Inner Cover	5- 11
C592 1107	Front Upper Cover	5- 15
C592 1108	Front Upper Cover Bracket	5- 10
C592 1112	Transport Door Cover	5- 16
C592 1113	Door Stopper Bracket	23- 24
C592 1114	Left Exit Cover	3- 1
C592 1117	Upper Exit Cover	3- 7
C592 1118	Cover Bracket - Upper Exit Cover	23- 13
C592 1119	Rear Exit Cover	3- 8
C592 1120	Cover Bracket - Rear Exit	19- 13
C592 1151	Decal - Jam Removal	5- 14
C592 1152	Power Supply Cord Decal	31- 3
C592 1152	Power Supply Cord Decal	3- 19
C592 1201	Front Left Cover	3- 16
C592 1202	Front Left Cover Bracket	13- 11
C592 1205	Bin Door Cover	5- 1
C592 1206	Bin Door Plate	5- 2
C592 1207	Upper Door Hinge	5- 3
C592 1210	Right Upper Cover	5- 19
C592 1211	Right Lower Cover	5- 18
C592 1212	Right Side Cover	3- 6
C592 1213	Rear Cover	3- 4
C592 1214	Upper Cover	3- 3
C592 1215	Upper Right Cover	3- 5
C592 1216	Upper Front Cover	3- 17
C592 1217	Upper Left Cover	3- 2
C592 1218	Lower Door Hinge	5- 4
C592 1220	Rear Cover Bracket	19- 8
C592 1221	Support Bracket	13- 14

Part No.	Description	Page and Index No.
C592 1222	Support Bracket - Rear Cover	13- 12
C592 1251	Decal - Upper Bin Unit	5- 6
C592 1251	Decal - Upper Bin Unit	31- 2
C592 1252	Decal - Lower Bin Unit	31- 1
C592 1252	Decal - Lower Bin Unit	5- 20
C592 1253	Bin Operation Decal	31- 4
C592 1253	Bin Operation Decal	5- 21
C592 1490	Grip Stay	5- 22
C592 1491	Grip Stay Cover	5- 23
C592 2112	Sorter Base	29- 11
C592 2113	Lower Middlestay	29- 10
C592 2114	Sensor Holder	23- 8
C592 2115	Right Rear Bracket	23- 14
C592 2116	Right Front Bracket	23- 21
C592 2117	Lower Stay-paper Exit Sub-unit	29- 7
C592 2118	Supporting Plate - Middle Front	29- 13
C592 2119	Upper Stay	29- 8
C592 2119	Upper Stay	21- 17
C592 2120	Transport Unit Cover	23- 22
C592 2122	Connectorbracket	19- 24
C592 2123	Upper Stay	29- 6
C592 2125	Lower Joint Bracket	21- 13
C592 2126	Lower Joint Bracket	3- 10
C592 2126	Lower Joint Bracket	33- 4
C592 2127	Upper Joint Bracket	3- 9
C592 2127	Upper Joint Bracket	33- 5
C592 2129	Front Joint Bracket	21- 14
C592 2132	Rear Joint Bracket	21- 15
C592 2135	Worm Wheel	21- 22
C592 2136	Gear - 31Z	21- 21
C592 2137	Motor Holder	21- 20
C592 2140	Worm Shaft	21- 23
C592 2141	Gear - 14Z	21- 19
C592 2145	Bin Stopper Lever	23- 26
C592 2146	Link Pin - Lock Lever	23- 18

Part No.	Description	Page and Index No.
C592 2147	Solenoid Bracket	23- 16
C592 2150	Lock Spring	23- 19
C592 2151	Lock Lever Guide	23- 20
C592 2152	Lock Lever Solenoid	23- 17
C592 2153	Transport Unit Stopper	23- 11
C592 2155	End Fence Plate	23- 25
C592 2156	Exit Drum Stay	23- 5
C592 2157	Gate Pawl Bracket	23- 9
C592 2158	Exit Plate Bracket	23- 10
C592 2160	Middle Stay	23- 15
C592 2163	Cushion	23- 4
C592 2164	Large Cover - Transport Unit	23- 1
C592 2165	Exit Support Plate	23- 2
C592 2166	Lock Lever - Exit Table	21- 8
C592 2167	Exit Table Grip	21- 9
C592 2170	Front Holder - Paper Exit Table	21- 3
C592 2173	Rear Holder - Paper Exit Table	21- 2
C592 2175	Exit Table Base	21- 5
C592 2178	Slide Rail - 301-18	21- 11
C592 2179	Spring	21- 10
C592 2180	Left Cover	21- 4
C592 2181	Exit Table Cover	21- 1
C592 2182	Right Holder	21- 6
C592 2190	Front Arm - Paper Delivery Table	33- 7
C592 2191	Rear Arm - Paper Delivery Table	33- 8
C592 2210	Frame	7- 4
C592 2211	Support Stay	7- 1
C592 2212	Front Holder	7- 9
C592 2213	Rear Holder	7- 18
C592 2214	Exit Sensor Bracket	7- 6
C592 2214	Exit Sensor Bracket	9- 23
C592 2215	Paper Transport Guide	7- 27
C592 2218	Fan Motor Guard	7- 35
C592 2220	Solenoid Holder	7- 10
C592 2221	Adjusting Platearm	7- 11

Part No.	Description	Page and Index No
C592 2222	Arm Shaft -adjusting Plate	7- 17
C592 2223	Collar	7- 2
C592 2224	Solenoid Stopper	7- 13
C592 2225	Spring Plate	7- 3
C592 2230	Timing Pulley - 40Z	7- 23
C592 2231	Timing Pulley - 20Z	7- 30
C592 2233	Timing Belt - 2M190	7- 24
C592 2235	Right Motor Holder	7- 22
C592 2240	Transport Shaft	7- 31
C592 2241	Transport Belt Driven Shaft	7- 34
C592 2242	Transport Belt	7- 29
C592 2244	Transport Belt Drive Roller	7- 32
C592 2245	Roller Shaft	7- 33
C592 2250	Bracket - Lower Right Shaft	7- 19
C592 2253	Bracket - Front Right Shaft	7- 8
C592 2256	Gate Pawl Actuator	7- 7
C592 2257	Rear Rack	7- 16
C592 2258	Front Rack	7- 12
C592 2303	Polarization Powl	13- 18
C592 2311	Transport Unit Frame	9- 22
C592 2313	Left Guide Plate	9- 9
C592 2316	Right Guide Plate	9- 10
C592 2318	Transport Fan Cover	9- 21
C592 2321	Idler Roller	11- 28
C592 2321	Idler Roller	9- 11
C592 2322	Idler Roller Shaft	9- 8
C592 2323	Motor Cover	9- 17
C592 2330	Support Plate	9- 1
C592 2340	Spacer	9- 5
C592 2340	Spacer	11- 22
C592 2341	Gear - 18/74Z	11- 20
C592 2341	Gear - 18/74Z	9- 3
C592 2343	Timing Pulley - 16Z	11- 5
C592 2343	Timing Pulley - 16Z	9- 18
C592 2344	Timing Belt - S2M230	9- 2

Part No.	Description	Page and Index No.
C592 2344	Timing Belt - S2M230	11- 19
C592 2345	Motor Bracket	9- 4
C592 2345	Motor Bracket	11- 21
C592 2350	Transfer Belt Holder	9- 12
C592 2351	Transfer Belt Holder - Middle	9- 13
C592 2352	Drive Roller Shaft	9- 19
C592 2353	Driven Roller Shaft	9- 14
C592 2354	Drive Roller	9- 15
C592 2354	Drive Roller	11- 8
C592 2355	Drive Roller Shaft	9- 16
C592 2355	Drive Roller Shaft	11- 9
C592 2361	Cushion Guide	13- 19
C592 3112	Vertical Guide Plate	11- 12
C592 3117	Fanbracket	11- 16
C592 3132	Vertical Transport Hinge	11- 3
C592 3135	Vertical Transport Hinge	11- 4
C592 3136	Hinge Bracket	11- 2
C592 3143	Frame Support Plate	11- 10
C592 3146	Transport Roller Shaft	11- 7
C592 3148	Idler Shaft	11- 29
C592 3149	Middle Transport Belt - Vertical	11- 15
C592 3150	Vertical Transport Belt	11- 14
C592 3156	Driven Shaft	11- 27
C592 3171	Front Cover	11- 13
C592 3172	Rear Cover	11- 1
C592 3173	Vertical Transport Cover	11- 25
C592 3176	Actuator - Vertical Transport	11- 30
C592 3181	Transport Release Knob	11- 26
C592 3197	Switch Bracket	15- 3
C592 3198	Magnet Catch Holder	13- 13
C592 3201	Vertical Relay Guide (Lower Bin Unit)	11- 11
C592 3310	Turn Gate Ass'y	13- 34
C592 3312	Solenoid Bracket	13- 5
C592 3316	Solenoid Lever	13- 7
C592 3322	Joint Drive Shaft	13- 32

Part No.	Description	Page and Index No.
C592 3323	Gear - 20Z	15- 1
C592 3323	Gear - 20Z	17- 18
C592 3323	Gear - 20Z	13- 4
C592 3324	Front Joint Bracket	17- 17
C592 3325	Rear Joint Bracket	15- 2
C592 3326	Gate Pawl Bracket	13- 8
C592 3327	Lower Guide Bracket	13- 17
C592 3331	Spring	13- 20
C592 3332	Guide Plate Ass'y	13- 9
C592 3334	Guide Sheet	13- 33
C592 3343	Lever Holder	13- 26
C592 3344	Long Shaft	13- 28
C592 3345	Turn Gate Sheet Ass'y	13- 23
C592 3346	Hinge Bracket	13- 24
C592 3347	Hinge Bracket - Small	13- 25
C592 3350	Spring	13- 27
C592 3352	Antistatic Brush	13- 10
C592 3356	Solenoid Cover	13- 1
C592 3357	Harness Cover	13- 3
C592 3358	Large Cushion	13- 21
C592 3359	Small Cushion	13- 22
C592 3360	Cushion	13- 6
C592 3511	Guide Rod Holder	15- 9
C592 3511	Guide Rod Holder	17- 7
C592 3522	Sensor Bracket	17- 13
C592 3522	Sensor Bracket	17- 16
C592 3533	Bin Unit Stay	27- 41
C592 3533	Bin Unit Stay	25- 1
C592 3537	Cam Follower	27- 4
C592 3538	Bracket Cam Follower	17- 19
C592 3538	Bracket Cam Follower	15- 11
C592 3540	Cam Follower Shaft	27- 43
C592 3544	Guide Rail	27- 3
C592 3546	Harness Clamp	17- 24
C592 3547	Front Bin Frame	29- 1

Part No.	Description	Page and Index No.
C592 3548	Rear Bin Frame	29- 2
C592 3549	Guide Rail	15- 8
C592 3549	Guide Rail	17- 15
C592 3550	Bin Unit Grip	13- 16
C592 3551	Guide Rod - Drive Unit	15- 10
C592 3551	Guide Rod - Drive Unit	17- 11
C592 3573	Front Cam Bracket	15- 14
C592 3577	Gear - 30Z	17- 26
C592 3577	Gear - 30Z	15- 4
C592 3578	Cam Drive Shaft	15- 24
C592 3578	Cam Drive Shaft	17- 20
C592 3579	Front Bracket	15- 18
C592 3580	Front Cam Shaft	15- 22
C592 3581	Timing Pulley	15- 21
C592 3581	Timing Pulley	17- 23
C592 3582	Timing Belt - 192P3M	15- 23
C592 3582	Timing Belt - 192P3M	17- 22
C592 3585	Shaft Collar	17- 9
C592 3585	Shaft Collar	15- 13
C592 3587	Guide Rod Bushing	15- 12
C592 3587	Guide Rod Bushing	17- 8
C592 3588	Front Cam Bushing	15- 20
C592 3592	Rear Cam Bracket	17- 6
C592 3595	Rear Bushing Bracket	17- 21
C592 3596	Rear Drive Cam Shaft	17- 25
C592 3598	Motor Bracket	17- 27
C592 3599	Motor Hp Actuator	17- 28
C592 3604	Joint Knob	19- 28
C592 3605	Rear Cam	17- 3
C592 3606	Timing Pulley Cam Shaft	15- 19
C592 3606	Timing Pulley Cam Shaft	17- 2
C592 3607	Frame Cover	13- 15
C592 3610	Turn Gate Drive Knob	19- 30
C592 4107	Upper Base Ass'y	25- 34
C592 4110	Lower Base Ass'y	27- 7

Part No.	Description	Page and Index No.
C592 4114	Bin Switch Decal (Lower Bin Unit)	25- 38
C592 4114	Bin Switch Decal (Upper Bin Unit)	27- 42
C592 4114	Bin Switch Decal	31- 5
C592 4116	Front Side Plate	29- 3
C592 4117	Rear Side Plate	29- 4
C592 4118	Bin Unit Stay	29- 5
C592 4119	PCB Bracket	19- 5
C592 4120	PCB Bracket	19- 2
C592 4121	Sensor Bracket	25- 3
C592 4121	Sensor Bracket	27- 5
C592 4122	Sensor Bracket	27- 16
C592 4123	Harness Bracket	19- 4
C592 4150	Upper Slyder	25- 26
C592 4155	Lower Slyder	27- 31
C592 4160	Spring Plate	25- 29
C592 4160	Spring Plate	27- 28
C592 4161	End Fence	25- 30
C592 4162	End Fence Cushion	25- 31
C592 4170	Bushing - M6	27- 18
C592 4170	Bushing - M6	25- 13
C592 4201	Upper Stay	25- 17
C592 4206	Lower Stay	27- 21
C592 4210	Guide Rod	25- 24
C592 4210	Guide Rod	27- 32
C592 4211	Timing Belt - 900 S3M	27- 36
C592 4211	Timing Belt - 900 S3M	25- 25
C592 4212	Timing Belt - 564 S3M	25- 10
C592 4212	Timing Belt - 564 S3M	27- 39
C592 4213	Timing Pulley - 18Z	25- 9
C592 4213	Timing Pulley - 18Z	27- 35
C592 4214	Timing Pulley - S3M/18Z 24Z	27- 37
C592 4214	Timing Pulley - S3M/18Z 24Z	19- 12
C592 4214	Timing Pulley - S3M/18Z 24Z	25- 7
C592 4220	Timing Pulley Bracket - Relay	25- 5
C592 4220	Timing Pulley Bracket - Relay	27- 40

Part No.	Description	Page and Index No.
C592 4225	Timing Pulley Bracket	27- 33
C592 4225	Timing Pulley Bracket	25- 8
C592 4231	Bin Shaft	27- 1
C592 4232	Sorter Bin	27- 2
C592 4245	Drive Bracket - Upper Jogger	25- 14
C592 4250	Drive Bracket - Lower Jogger	27- 19
C592 4257	Guide Rod	27- 17
C592 4257	Guide Rod	25- 15
C592 4258	Timing Belt - 525 S3M	25- 11
C592 4258	Timing Belt - 525 S3M	27- 38
C592 4259	Timing Belt Stopper	27- 27
C592 4259	Timing Belt Stopper	25- 12
C592 4270	Jogger Fence Bracket	27- 23
C592 4270	Jogger Fence Bracket	25- 19
C592 4276	Jogger Fence	25- 33
C592 4277	Spring Plate	27- 22
C592 4277	Spring Plate	25- 20
C592 4278	Jogger Fence Arm - SUB	25- 23
C592 4278	Jogger Fence Arm - SUB	27- 26
C592 4279	Jogger Fence Shaft	27- 24
C592 4279	Jogger Fence Shaft	25- 21
C592 4280	Sub Jogger Fence	25- 32
C592 4281	Torshion Spring	25- 22
C592 4281	Torshion Spring	27- 25
C592 4303	Timing Belt - 192 S3M	19- 14
C592 4305	Motor Bracket	19- 19
C592 4306	Timing Pulley - S3M 12Z	19- 20
C592 4312	Joint Shaft	19- 10
C592 4313	Drive Joint Bracket	19- 11
C592 4313	Drive Joint Bracket	19- 7
C592 5100	Mpu Board	19- 1
C592 5115	Eprom Uveprom 512k X8 100ns	19- 29
C592 5122	Noize Filter Board (120V)	19- 16
C592 5123	Noise Filter Board - 230V	19- 16
C592 5201	DC Drive Harness	19- 25

Part No.	Description	Page and Index No
C592 5202	Harness - AC Drive	19- 17
C592 5203	Relay Harness - Vertical Transport	11- 24
C592 5205	Grounding Wire	5- 5
C592 5208	Relay Harness	17- 1
C592 5209	Relay Harness - Gate Pawl	13- 29
C592 5210	Jogger Harness	27- 11
C592 5211	Sensor Harness (Lower Bin Unit)	27- 9
C592 5212	Relay Harness - Door Sensor (Lower Bin Unit)	25- 2
C592 5213	Relay Harness - Door Sensor	27- 8
C592 5215	Relay Harness - Transport	19- 23
C592 5217	Transport Relay Harness	9- 7
C592 5219	Relay Harness - SORTER	3- 18
C592 5219	Relay Harness - Sorter	33- 6
C592 5220	Relay Harness - Paper Exit	23- 23
C592 5221	Relay Harness - Jogger (Lower Bin Unit)	27- 10
C592 5222	Transport Relay Harness	7- 25
C592 5223	Power Supply Cord - 250V 10A	19- 18
C592 5224	Power Supply Cord - 125V 10A	19- 18
C592 5235	Guide Harness	17- 29
C592 5300	Power Supply Unit	19- 22
C592 5602	Safety Switch Bracket	5- 12
C592 5832	Jogger Drive Motor	19- 21
C592 5845	DC Motor - DC24V 26W	17- 14
C592 5856	Junction Gate Pawl	13- 2
C592 5866	Keep Solenoid - Tds-k10sl12w	7- 14
C592 5868	Belt Drive Motor	7- 21
C592 5872	Fan Motor	11- 17
C592 5872	Fan Motor	9- 20

Part No.	Description	Page and Index No.
AA14 3129	Shoulder Screw - Front Cover	25- 28
AA14 3129	Shoulder Screw - Front Cover	27- 29
AA14 3129	Shoulder Screw - Front Cover	11- 32
AA14 3129	Shoulder Screw - Front Cover	15- 16
AA14 3129	Shoulder Screw - Front Cover	17- 4
AB01 3751	Gear - 24Z	19- 6
AG05 0062	Bushing	19- 9
AG07 0004	Magnetic Catch	11- 18
AG07 0004	Magnetic Catch	27- 14
AG07 0004	Magnetic Catch	5- 17
AG07 0004	Magnetic Catch	25- 35
AW02 0025	Lower Bin/Jam Sensor	27- 6
AW02 0026	Upper Bin/Jam Sensor	25- 4
AW02 0075	Photointerruptor	27- 15
AW02 0075	Photointerruptor	23- 7
AW02 0075	Photointerruptor	25- 18
AW02 0075	Photointerruptor	17- 12
AW03 0028	Fiber Cable - CA1102-130-1	19- 3
AW03 0028	fiber Cable	33- 1
AW50 0012	Push Switch	23- 12
AW50 0012	Push Switch (Lower Bin Unit)	25- 37
AW50 0012	Push Switch (Upper Bin Unit)	27- 12
AX06 0184	DC Motor - 11.3W	11- 23
AX06 0184	DC Motor - 11.3W	9- 6

Part No.	Description	Page and Index No
A028 7877	Magnetic Clutch Rear Collar	11- 6
A109 6342	Cleaning Blade Roller	11- 31
A109 6342	Cleaning Blade Roller	15- 15
A109 6342	Cleaning Blade Roller	27- 30
A109 6342	Cleaning Blade Roller	17- 5
A109 6342	Cleaning Blade Roller	25- 27
A354 4221	Flange - 23	25- 6
A354 4221	Flange - 23	27- 34
A354 4221	Flange - 23	19- 27
A498 4525	Bushing Stopper	15- 17
A498 4525	Bushing Stopper	17- 10

Part No.	Description	Page and Index No.
C217 8431	Push Switch (Upper Bin Unit)	27- 13
C217 8431	Push Switch (Lower Bin Unit)	25- 36
C218 2173	Support Plate - Safety Switch - LT	15- 7
C218 2173	Support Plate - Safety Switch - LT	5- 8
C218 2185	Stepper Screw	5- 7
C218 2185	Stepper Screw	15- 5
C219 3950	Stepped Screw	33- 2
C219 3950	Stepped Screw	21- 12
C219 3950	Stepped Screw	3- 11
C219 8204	Vacuum Fan Motor - DC24V 0.3A	7- 15
C224 2172	Safety Switch Lever	5- 9
C224 2172	Safety Switch Lever	15- 6
C226 9001	Pin (Special Tool)	33- 12
C229 3856	Antistatic Brush	23- 3
C229 3900	Front Vacuum Plate	7- 26
C229 3901	Rear Vacuum Plate	7- 28
C229 4480	Front Bracket - Paper Delivery Table	33- 9
C229 4485	Rear Bracket - Paper Delivery Table	33- 10
C229 4487	Knob Screw	33- 11
C229 4677	Cushion	23- 6
C229 5803	DC Motor - 50w	21- 18
C229 5807	Photosensor - GP2A25	13- 30
C229 5807	Photosensor - Gp2a25	9- 24
C229 5807	Photosensor - Gp2a25	7- 5
C231 5630	Noise Filter Bracket	19- 15
C576 1093	Caster	29- 9
C576 1094	Caster Stopper	29- 12

Part No.	Description	Page and Index No
5053 0223	Bushing - 8mm	7- 20
5053 0223	Bushing - 8mm	19- 26
5203 1852	Bushing - 6x8x4mm	25- 16
5203 1852	Bushing - 6x8x4mm	27- 20
5206 2686	Snap Ring	5- 13
5206 2686	Snap Ring	13- 31
5413 3903	Pin - Transfer Guide Plate	21- 16

Part No.	Description	Page and Index No.
0314 0040Z	Philips Screw - 4x4	25-110
0314 0040Z	Philips Screw - 4x4	27-110
0314 0140B	Philips Pan Head Screw - M4x14	15-107
0314 0300B	Philips Pan Head Screw - M4x30	11-111
0314 0300B	Philips Pan Head Screw - M4x30	9-109
0314 0300B	Philips Pan Head Screw - M4x30	7-108
0353 0050Z	Philips Truss Head Screw - M3x5	13-101
0353 0050Z	Philips Truss Head Screw - M3x5	9-111
0353 0050Z	Philips Truss Head Screw - M3x5	21-109
0353 0050Z	Philips Truss Head Screw - M3x5	23-103
0353 0050Z	Philips Truss Head Screw - M3x5	15-109
0353 0050Z	Philips Truss Head Screw - M3x5	7-102
0353 0050Z	Philips Truss Head Screw - M3x5	5-102
0353 0060Z	Screw - M3x6	11-108
0353 0140Z	Screw:m3x14	17-110
0353 0160Z	Philips Pan Head Screw - M3x16	25-103
0353 0160Z	Philips Pan Head Screw - M3x16	27-102
0354 0040Z	Screw - M4X4	19-116
0354 0060Z	Philips Truss Head Screw - M4x6	11-109
0354 0060Z	Philips Truss Head Screw - M4x6	19-113
0354 0060Z	Philips Truss Head Screw - M4x6	21-105
0354 0100B	Screw - M4X10	7-104
0451 3006B	Tapping Screw - M3x6	27-108
0451 3006B	Tapping Screw - M3x6	17-109
0451 3006B	Tapping Screw - M3x6	13-103
0451 3006B	Tapping Screw - M3x6	11-112
0451 3006B	Tapping Screw - M3x6	19-110
0451 3006B	Tapping Screw - M3x6	15-110
0451 3006B	Tapping Screw - M3x6	7-101
0451 3006B	Tapping Screw - M3x6	9-101
0451 3006B	Tapping Screw - M3x6	25-108
0451 3008B	Tapping Screw - M3x8	19-114
0451 3008B	Tapping Screw - M3x8	23-106
0451 3010B	Tapping Screw - M3x10	9-104
0451 3010B	Tapping Screw - M3x10	11-104

Part No.	Description	Page and Index No.
0451 4006B	Tapping Screw - 4x6	23-104
0451 4006B	Tapping Screw - 4x6	21-101
0451 4006B	Tapping Screw - 4x6	13-102
0451 4006B	Tapping Screw - 4x6	25-102
0451 4006B	Tapping Screw - 4x6	19-109
0451 4006B	Tapping Screw - 4x6	27-101
0451 4006B	Tapping Screw - 4x6	19-107
0451 4006B	Tapping Screw - 4x6	11-101
0451 4006B	Tapping Screw - 4x6	17-104
0451 4006B	Tapping Screw - 4x6	15-103
0451 4008B	Philips Tapping Screw - M4x8	13-108
0451 4008B	Philips Tapping Screw - M4x8	21-103
0451 4008B	Tapping Screw - 4x8	33-102
0451 4008B	Philips Tapping Screw - M4x8	7-103
0451 4008B	Philips Tapping Screw - M4x8	19-102
0451 4008B	Philips Tapping Screw - M4x8	5-101
0451 4008B	Philips Tapping Screw - M4x8	11-110
0451 4008B	Philips Tapping Screw - M4x8	29-101
0451 4008B	Philips Tapping Screw - M4x8	9-103
0451 4008B	Philips Tapping Screw - M4x8	23-101
0451 4008H	Tapping Screw - 4x8	33-101
0451 4008H	Tapping Screw - 4x8	3-101
0451 4008H	Tapping Screw - 4x8	5-108
0452 3008B	Tapping Screw - M3x8	5-107
0574 0050E	Hexagon Headless Set Screw - M4x5	21-106
0574 0050E	Hexagon Headless Set Screw - M4x5	15-105
0574 0050E	Hexagon Headless Set Screw - M4x5	7-106
0574 0050E	Hexagon Headless Set Screw - M4x5	17-106
0622 0100E	Spring Pin - 2x10mm	23-108
0623 0200G	Spring Pin - 8x12	15-104
0623 0200G	Spring Pin - 8x12	17-101
0632 0180G	Parallel Pin - 2x18	19-112
0703 0040B	Philips Washer - M4	19-103
0710 0040Z	Hex Nut 4	9-106
0710 0040Z	Hex Nut 4	11-105

Part No.	Description	Page and Index No.
0710 0040Z	Hex Nut 4	7-109
0720 0020E	Retaining Ring - M2	9-105
0720 0030E	Retaining Ring - M3	5-105
0720 0030E	Retaining Ring - M3	13-104
0720 0040E	Retaining Ring - M4	21-107
0720 0040E	Retaining Ring - M4	9-102
0720 0040E	Retaining Ring - M4	11-102
0720 0040E	Retaining Ring - M4	23-105
0720 0040E	Retaining Ring - M4	27-106
0720 0040E	Retaining Ring - M4	25-105
0720 0040E	Retaining Ring - M4	13-105
0720 0060E	Retaining Ring - M6	25-101
0720 0060E	Retaining Ring - M6	17-102
0720 0060E	Retaining Ring - M6	19-111
0720 0060E	Retaining Ring - M6	15-101
0720 0060E	Retaining Ring - M6	27-109
0720 0060E	Retaining Ring - M6	21-104
0720 0060E	Retaining Ring - M6	7-105
0720 0080E	Retaining Ring - M8	25-106
0720 0080E	Retaining Ring - M8	7-111
0720 0080E	Retaining Ring - M8	9-108
0720 0080E	Retaining Ring - M8	11-107
0720 0080E	Retaining Ring - M8	27-105
0741 3508	Bushing - 8x14x4mm	13-106
0805 3145	Ball Bearing - 6x12x4mm	9-107
0805 3145	Ball Bearing - 6x12x4mm	11-106
0805 3145	Ball Bearing - 6x12x4mm	7-110
0805 3366	Bushing - 6mm	21-108
0805 3368	Ball Bearing - 8x16x5mm	15-102
0805 3368	Ball Bearing - 8x16x5mm	17-103
0805 3385	Bushing - 6mm	27-107
0805 3385	Bushing - 6mm	25-109
0951 3006Z	Philips Screw With Flat Washer - M3	19-106
0951 3006Z	Philips Screw With Flat Washer - M3	7-112
0951 3014Z	Philips Screw W/H Flat Waser - M3x14	5-103

Part No.	Description	Page and Index No
0957 5012B	Screw - M5X12	29-102
1105 0046	Harness Band	17-112
1105 0267	Harness Clamp - YMC-10-0	7-107
1105 0267	Harness Clamp - YMC-10-0	23-102
1105 0267	Harness Clamp - YMC-10-0	9-110
1105 0267	Harness Clamp - YMC-10-0	19-117
1105 0283	Clamp	17-105
1105 0283	Clamp	13-107
1105 0291	Harness Clamp - LWS-3S	5-106
1105 0291	Harness Clamp - LWS-3S	25-111
1105 0291	Harness Clamp - LWS-3S	17-107
1105 0291	Harness Clamp - LWS-3S	23-107
1105 0291	Harness Clamp - LWS-3S	19-101
1105 0291	Harness Clamp - LWS-3S	21-110
1105 0292	Wire Saddle	27-104
1105 0292	Wire Saddle	25-104
1105 0310	Harness Clamp - LWS-1S	11-103
1105 0316	Clamp	21-102
1105 0316	Clamp	19-108
1105 0316	Clamp	17-111
1105 0316	Clamp	15-106
1105 0329	Clamp - ES-0510	27-103
1105 0329	Clamp - ES-0510	25-107
1106 0132	Cord Stopper	19-105
1106 0383	Supportor - P.c.b.	19-115
1107 0393	Fuse - 8A (120V)	19-119
1107 0772	Fuse - 5A (220/240V)	19-119
1107 0880	Fuse - 6.3A 250V	19-118
1204 2429	Microswitch - V-164-2A5(10E)	17-108
1204 2497	Micro Switch	5-104
1204 2497	Micro Switch	15-108
1607 0567	Core - TRCN-28-16-20	19-104